



# LALA LAJPATRAI COLLEGE OF COMMERCE & ECONOMICS

Lala Lajpatrai Marg, Mahalaxmi, Mumbai – 400034. Tel. No. 23548240/ 23548241 Fax: 23544708

E-mail: [principal@lalacollege.edu.in](mailto:principal@lalacollege.edu.in) | [principal.llc@gmail.com](mailto:principal.llc@gmail.com) | website: [www.lalacollege.edu.in](http://www.lalacollege.edu.in)

## 4.1.2 Percentage of Expenditure incurred on Infrastructure Augmentation during last five years

Sr. No.	Particular	Page No.
1.	Certificate from Chartered Accountant regarding Expenditure on Infrastructure Augmentation (2017-18 to 2021-22)	1-3
2.	Audited Final Account for the year 2017-18 <ul style="list-style-type: none"><li>• Senior College</li><li>• Unaided Section</li></ul>	4 5
3.	Audited Final Account for the year 2018-19 <ul style="list-style-type: none"><li>• Senior College</li><li>• Unaided Section</li></ul>	6 7
4.	Audited Final Account for the year 2019-20 <ul style="list-style-type: none"><li>• Senior College</li><li>• Unaided Section</li></ul>	8 9
5.	Audited Final Account for the year 2020-21 <ul style="list-style-type: none"><li>• Senior College</li><li>• Unaided Section</li></ul>	10 11
6.	Audited Final Account for the year 2021-22 <ul style="list-style-type: none"><li>• Senior College</li><li>• Unaided Section</li></ul>	12 13

To  
The Principal  
Lala Lajpat Rai College of Commerce & Economics  
Mumbai  
-----

**Independent Practitioner's Report on Statement of Expenditure on  
Infrastructure Augmentation incurred by Lala Lajpat Rai College of  
Commerce & Economics, Senior College, Aided and UnAided Section for  
F.Y 2017-18 to F.Y. 2021-22.**

1. This Report is issued in accordance with the terms of our engagement letter dated 26<sup>th</sup> December 2022.
2. The accompanying Statement, **Statement of Expenditure on Infrastructure Augmentation incurred by Lala Lajpat Rai College of Commerce & Economics, Senior College Aided and UnAided Section, Lala Lajpatrai Marg, Haji Ali, Mumbai 400034 for F.Y 2017-18 to F.Y. 2021-22.** contains the details as annexed to this report, which we have initialled for identification purposes only.

**Management's Responsibility for the Statement**

3. The preparation of the Statement is the responsibility of the Management of Lala Lajpat Rai College of Commerce & Economics, (hereinafter the "College") including the preparation and maintenance of all accounting and other relevant supporting records and documents. This responsibility includes the design, implementation and maintenance of internal control relevant to the preparation and presentation of the Statement and applying an appropriate basis of preparation; and making estimates that are reasonable in the circumstances.

**Practitioner's Responsibility**

4. Pursuant to the requirements of the College, it is our responsibility to provide a reasonable assurance that the Details of Expenses incurred by the College on Infrastructure Augmentation for the year F.Y. 2017-18 to F.Y. 2021-22 have been accurately extracted from the books of account of the College.
5. We conducted our examination of the Statement in accordance with the Guidance Note on Reports or Certificates for Special Purposes issued by the Institute of Chartered Accountants of India. The Guidance Note requires that we comply with the ethical requirements of the Code of Ethics issued by the Institute of Chartered Accountants of India.

6. We have complied with the relevant applicable requirements of the Standard on Quality Control (SQC) 1, Quality Control for Firms that Perform Audits and Reviews of Historical Financial Information, and Other Assurance and Related Services Engagements.

### Opinion

7. Based on our examination, as above,

In our opinion **Statement of Expenditure on Infrastructure Augmentation incurred by Lala Lajpat Rai College of Commerce & Economics, Aided and UnAided Section, Lala Lajpatrai Marg, Haji Ali, Mumbai 400034 for F.Y 2017-18 to F.Y. 2021-22**, based on our scrutiny of the books of accounts, is true and correct to the best of our knowledge and as per information provided to our satisfaction.

### 8. Restriction on Use

The certificate is addressed to College and provided to the Principal of the College solely for the purpose to enable comply with requirement of Accreditation and should not be used by any other person or for any other purpose. Accordingly, we do not accept or assume any liability or any duty of care for any other purpose or to any other person to whom this certificate is shown or into whose hands it may come without our prior consent in writing.

**For C. B. POKLE & CO.**

*Chartered Accountants*

*Firm's Registration No.: 107954W*



**MILIND C. POKLE**

*Partner*

*Membership No.: 043274*

*Mumbai. Dated: 11<sup>th</sup> January 2023*

*UDIN-230432748601101551*



Lala Lajpatrai College of Commerce & Economics, Senior College and UnAided College					
Statement of Expenditure on Infrastructure Augmentation					
F.Y.2021-22	F.Y.2020-21	F.Y.2019-20	F.Y.2018-19	F.Y.2017-18	TOTAL EXPENDITURE
25,16,692	22,38,780	33,53,041	38,74,752	28,87,922	1,48,71,187
25,16,692	22,38,780	33,53,041	38,74,752	28,87,922	1,48,71,187

*(Handwritten signature)*



11 JAN 2023

*(Handwritten signature)*

PRINCIPAL  
**LALA LAJPATRAI COLLEGE OF  
 COMMERCE & ECONOMICS**  
 Lala Lajpatrai Marg,  
 Mumbai - 400 034.

**Audited Final Account for the year 2017-18**

**LALA LAJPATRAI COLLEGE OF COMMERCE & ECONOMICS, MUMBAI - 400 034.**  
**SENIOR COLLEGE**  
**SCHEDULE 3 OF FIXED ASSETS AS ON 31/03/2018**

SR. NO.	NAME OF THE ASSETS	RATE %	GROSS BLOCK				DEPRECIATION			NET BLOCK	
			COST	ADDITIONS	Adjusted	TOTAL	AS ON	FOR THE	TOTAL	AS ON	AS ON
			AS ON	DURING THE	Against	AS ON	01.04.2017	YEAR	AS ON	31.03.2018	31.03.2017
			01.04.2017	YEAR	Grants	31.03.2018			31.03.2018		
	RS.	RS.	RS.	RS.	RS.	RS.	RS.	RS.	RS.		
1	FURNITURE & FIXTURE	15%	26,84,952	-	-	26,84,952	18,43,590	1,26,204	19,69,794	7,15,158	8,41,362
2	OFFICE EQUIPMENTS	15%	23,46,132	-	-	23,46,132	18,98,032	67,215	19,65,247	3,80,885	4,48,100
3	ELECTRICAL EQUIPMENTS	15%	4,37,542	10,858	-	4,48,398	1,79,458	39,329	2,18,785	2,29,613	2,58,086
4	COLLEGE EXAMINATION EQUIPMENTS	15%	23,000	-	-	23,000	22,781	-	22,781	219	219
5	UGC CANTEEN EQUIPMENTS	15%	34,325	-	-	34,325	33,926	-	33,926	399	399
6	UGC EQUIPMENTS	15%	19,82,936	-	-	19,82,936	12,19,570	1,14,505	13,34,075	6,48,861	7,63,366
7	UGC COMPUTER	15%	84,51,536	-	-	84,51,536	44,02,349	6,07,378	50,09,727	34,41,809	40,49,187
8	LIBRARY BOOKS	10%	62,47,579	9,71,175	-	72,18,754	29,82,417	3,93,997	33,76,414	38,42,340	32,65,162
9	UGC LIBRARY BOOKS	10%	18,58,405	-	-	18,58,405	12,27,072	63,133	12,90,205	5,68,200	6,31,333
10	UGC LIBRARY BOOKS (EQUIPMENTS)	15%	89,035	-	-	89,035	67,223	3,272	70,495	18,540	21,812
11	UNIV. OF MUMBAI (LIBRARY BOOKS)	10%	40,000	-	-	40,000	39,249	-	39,249	751	751
12	BOOK BANK	10%	1,47,841	-	-	1,47,841	39,273	10,857	50,130	97,711	1,08,568
13	UGC BOOK BANK	10%	4,489	-	-	4,489	4,119	-	4,119	370	370
14	UGC VOCATIONAL COMPUTER BOOKS	10%	22,975	-	-	22,975	17,806	517	18,323	4,652	5,169
15	A.C.MACHINE	15%	8,82,023	48,090	-	9,30,113	3,51,998	85,650	4,37,648	4,92,465	5,30,025
16	COMPUTER	15%	18,36,210	-	-	18,36,210	8,48,989	1,48,083	9,97,072	8,39,138	9,87,221
17	FIRE EXTINGUISHER	15%	1,45,308	-	-	1,45,308	60,838	12,671	73,509	71,799	84,470
18	UGC NETWORK	15%	40,000	-	-	40,000	33,556	967	34,523	5,477	6,444
19	UGC GDA Equipment XII plan	15%	10,07,298	-	-	10,07,298	2,05,886	1,20,212	3,26,098	6,81,200	6,01,412
20	UGC GDA Library Books XII Plan	10%	1,62,920	-	-	1,62,920	38,980	12,394	51,374	1,11,546	1,23,940
	<b>TOTAL RS.</b>		<b>2,84,44,505</b>	<b>10,30,121</b>	<b>-</b>	<b>2,94,74,626</b>	<b>1,55,17,110</b>	<b>18,06,384</b>	<b>1,73,23,494</b>	<b>1,21,51,132</b>	<b>1,29,27,395</b>



*Amr*  
Principal  
Lala Lajpat Rai College,  
of Commerce & Economics  
Lala Lajpat Rai Marg,  
Mumbai - 400 034

*Amr*  
**PRINCIPAL**  
**LALA LAJPATRAI COLLEGE OF**  
**COMMERCE & ECONOMICS**  
Lala Lajpat Rai Marg,  
Mumbai - 400 034.



**LALA LAJPATRAI COLLEGE OF COMMERCE & ECONOMICS, MUMBAI-400 034.**  
**UNAIDED COURSES**  
**SCHEDULE NO.2 - FIXED ASSETS AS ON 31/03/2018**

SR. NO.	NAME OF THE ASSETS	RATE %	GROSS BLOCK				DEPRECIATION				NET BLOCK	
			COST	ADDITIONS	DEDUCTIONS	TOTAL	TOTAL	FOR THE	DEDUCTIONS	TOTAL	AS ON	AS ON
			AS ON	DURING THE	DURING THE	AS ON	AS ON	YEAR	DURING THE	AS ON	31.03.2018	31.03.2017
			01.04.2017 RS.	YEAR RS.	YEAR RS.	31.03.2018 RS.	01.04.2017 RS.	RS.	YEAR RS.	31.03.2018 RS.	RS.	RS.
<b>1</b>	<b>FURNITURE &amp; FIXTURE :</b>		<b>25,73,671</b>	-	-	<b>25,73,671.00</b>	<b>11,59,898</b>	<b>2,12,066</b>	-	<b>13,71,964.20</b>	<b>12,01,707</b>	<b>14,13,773</b>
	A) BMS	15%	71,772	-	-	71,772.00	63,913	1,179	-	65,092.00	6,680	7,859
	B) BSC IT '	15%	21,875	-	-	21,875.00	20,431	217	-	20,647.50	1,228	1,445
	C) OTHER	15%	24,80,024	-	-	24,80,024.00	10,75,555	2,10,670	-	12,86,224.70	11,93,799	14,04,469
<b>2</b>	<b>EQUIPMENTS :</b>		<b>18,66,766</b>	<b>1,50,720</b>	-	<b>20,17,486.00</b>	<b>8,99,300</b>	<b>1,64,231</b>	-	<b>10,63,530.96</b>	<b>9,53,955</b>	<b>9,67,466</b>
	A) BMM EQUIPMENT	15%	80,540	-	-	80,540.00	62,397	2,722	-	65,118.60	15,421	18,143
	B) BSC IT ELECTRICAL EQUIPMENT	15%	11,780	-	-	11,780.00	11,368	62	-	11,430.10	350	412
	C) ELECTRICAL EQUIPMENT	15%	6,17,790	6,450	-	6,24,240.00	2,62,062	54,032	-	3,16,094.00	3,08,146	3,55,728
	D) EQUIPMENTS	15%	5,66,726	-	-	5,66,726.00	2,78,947	43,167	-	3,22,114.20	2,44,612	2,87,779
	E) A.C. MACHINE	15%	5,01,946	1,44,270	-	6,46,216.00	2,19,590	60,791	-	2,80,381.26	3,65,835	2,82,356
	D) MICROPROCESS TRANS KIT	15%	87,984	-	-	87,984.00	64,936	3,457	-	68,392.80	19,591	23,048
<b>3</b>	<b>COMPUTERS</b>		<b>95,48,174</b>	<b>41,133</b>	-	<b>95,89,307</b>	<b>51,84,017</b>	<b>6,57,676</b>	-	<b>58,41,693</b>	<b>37,47,614</b>	<b>43,64,157</b>
	A) BSC IT COMPUTER	15%	9,95,020	-	-	9,95,020.00	9,21,662	11,004	-	9,32,666.20	62,354	73,358
	B) COMPUTER A/C	15%	77,32,808	41,133	-	77,73,941.00	35,73,183	6,26,996	-	42,00,178.66	35,73,762	41,59,625
	C) COMPUTER LAB	15%	6,96,845	-	-	6,96,845.00	6,45,994	7,628	-	6,53,622.35	43,223	50,851
	D) COMPUTER NETWORK	15%	45,176	-	-	45,176.00	37,867	1,096	-	38,962.85	6,213	7,309
	E) SOFTWARE	15%	78,325	-	-	78,325.00	5,311	10,952	-	16,263.00	62,062	73,014
<b>4</b>	<b>LIBRARY BOKS</b>		<b>88,26,706.60</b>	<b>16,65,948</b>	-	<b>1,04,92,654.60</b>	<b>23,80,263</b>	<b>7,44,270</b>	-	<b>31,24,533.47</b>	<b>73,68,121</b>	<b>64,46,443</b>
	A) BAF	10%	13,60,289.75	2,85,844	-	16,46,133.75	3,66,000	1,13,410	-	4,79,409.89	11,66,724	9,94,290
	B) BBI	10%	13,82,795.00	2,73,238	-	16,56,033.00	3,69,249	1,16,229	-	4,85,478.00	11,70,555	10,13,546
	C) BFM	10%	86,411.00	1,00,841	-	1,87,252.00	4,180	11,510	-	15,690.00	1,71,562	82,231
	D) BMM	10%	9,42,405.00	1,33,649	-	10,76,054.00	2,19,891	81,238	-	3,01,128.68	7,74,925	7,22,514
	E) BMS	10%	27,50,748.60	6,06,667	-	33,57,415.60	6,89,314	2,49,625	-	9,38,939.23	24,18,476	20,61,434
	F) BSC CS	10%	3,18,049.75	-	-	3,18,049.75	1,54,607	16,344	-	1,70,951.25	1,47,099	1,63,443
	G) BSC IT	10%	19,84,177.50	2,65,709	-	22,49,886.50	5,76,674	1,55,766	-	7,32,440.42	15,17,446	14,07,503
	H) OTHER	10%	1,830.00	-	-	1,830.00	348	148	-	496.00	1,334	1,482
	<b>CURRENT YEAR====&gt;</b>		<b>2,28,15,317.60</b>	<b>18,57,801</b>	-	<b>2,46,73,118.60</b>	<b>96,23,479</b>	<b>17,78,243</b>	-	<b>1,14,01,722</b>	<b>1,32,71,397</b>	<b>1,31,91,839</b>



Principal

Lala Lajpat Rai College,  
of Commerce & Economics  
Lala Lajpat Rai Marg,  
Mumbai - 400 034

**Audited Final Account for the year 2018-19**



**LALA LAJPATRAI COLLEGE OF COMMERCE & ECONOMICS, MUMBAI-400 034.**  
**SENIOR COLLEGE**  
**SCHEDULE OF FIXED ASSETS AS ON 31/03/2019**

SR. NO.	NAME OF THE ASSETS	RATE %	GROSS BLOCK				DEPRECIATION			NET BLOCK	
			COST AS ON 01.04.2018	ADDITIONS DURING THE YEAR	Adjusted Against Grants	TOTAL AS ON 31.03.2019	AS ON 01.04.2018	FOR THE YEAR	TOTAL AS ON 31.03.2019	AS ON 31.03.2019	AS ON 31.03.2018
			RS.	RS.	RS.	RS.	RS.	RS.	RS.	RS.	RS.
1	FURNITURE & FIXTURE	15%	26,84,952	-	-	26,84,952	19,69,794	1,07,274	20,77,068	6,07,884	7,15,158
2	OFFICE EQUIPMENTS	15%	23,46,132	5,670	-	23,51,802	19,65,247	57,732	20,22,979	3,28,823	3,80,885
3	ELECTRICAL EQUIPMENTS	15%	4,48,398	-	-	4,48,398	2,18,785	34,442	2,53,227	1,95,171	2,29,613
4	COLLEGE EXAMINATION EQUIPMENTS	15%	23,000	-	-	23,000	22,781	-	22,781	219	219
5	UGC CANTEEN EQUIPMENTS	15%	34,325	-	-	34,325	33,926	-	33,926	399	399
6	UGC EQUIPMENTS	15%	19,82,936	-	-	19,82,936	13,34,075	97,329	14,31,404	5,51,532	6,48,861
7	UGC COMPUTER	15%	84,51,536	-	-	84,51,536	50,09,727	5,16,271	55,25,998	29,25,538	34,41,809
8	LIBRARY BOOKS	10%	72,18,754	7,19,850	-	79,38,604	33,76,414	4,19,593	37,96,007	41,42,597	38,42,340
9	UGC LIBRARY BOOKS	10%	18,58,405	-	-	18,58,405	12,90,205	56,820	13,47,025	5,11,380	5,68,200
10	UGC LIBRARY BOOKS (EQUIPMENTS)	15%	89,035	-	-	89,035	70,495	2,781	73,276	15,759	18,540
11	UNIV. OF MUMBAI (LIBRARY BOOKS)	10%	40,000	-	-	40,000	39,249	-	39,249	751	751
12	BOOK BANK	10%	1,47,841	33,762	-	1,81,603	50,130	11,433	61,563	1,20,040	97,711
13	UGC BOOK BANK	10%	4,489	-	-	4,489	4,119	-	4,119	370	370
14	UGC VOCATIONAL COMPUTER BOOKS	10%	22,975	-	-	22,975	18,323	465	18,788	4,187	4,652
15	A.C.MACHINE	15%	9,30,113	-	-	9,30,113	4,37,648	73,870	5,11,518	4,18,595	4,92,465
16	COMPUTER	15%	18,36,210	19,942	-	18,56,152	9,97,072	1,28,821	11,25,893	7,30,259	8,39,138
17	FIRE EXTINGUISHER	15%	1,45,308	-	-	1,45,308	73,509	10,770	84,279	61,029	71,799
18	UGC NETWORK	15%	40,000	-	-	40,000	34,523	822	35,345	4,655	5,477
19	UGC GDA EQUIPMENT XII PLAN	15%	10,07,298	-	-	10,07,298	3,26,098	1,02,180	4,28,278	5,79,020	6,81,200
20	UGC GDA LIBRARY BOOKS XII PLAN	10%	1,62,920	-	-	1,62,920	51,374	11,155	62,529	1,00,391	1,11,546
	<b>TOTAL RS.</b>		<b>2,94,74,626</b>	<b>7,79,224</b>	<b>-</b>	<b>3,02,53,850</b>	<b>1,73,23,494</b>	<b>16,31,758</b>	<b>1,89,55,252</b>	<b>1,12,98,598</b>	<b>1,21,51,132</b>



*Am*  
**Principal**  
 Lala Lajpat Rai College,  
 of Commerce & Economics  
 Lala Lajpat Rai Marg,  
 Mumbai - 400 034

*Naura*  
**PRINCIPAL**  
**LALA LAJPATRAI COLLEGE OF**  
**COMMERCE & ECONOMICS**  
 Lala Lajpat Rai Marg,  
 Mumbai - 400 034.



**LALA LAJPATRAI COLLEGE OF COMMERCE & ECONOMICS, MUMBAI-400 034.**

**UNAIDED COURSES**

**SCHEDULE NO.2 - FIXED ASSETS AS ON 31/03/2019**

SR. NO.	NAME OF THE ASSETS	RATE %	GROSS BLOCK				DEPRECIATION				NET BLOCK	
			COST AS ON	ADDITIONS DURING THE YEAR	DEDUCTIONS DURING THE YEAR	TOTAL AS ON	TOTAL AS ON	FOR THE YEAR	DEDUCTIONS DURING THE YEAR	TOTAL AS ON	AS ON	AS ON
			01.04.2018	YEAR	YEAR	31.03.2019	01.04.2018	YEAR	YEAR	31.03.2019	31.03.2019	31.03.2018
			RS.	RS.	RS.	RS.	RS.	RS.	RS.	RS.	RS.	RS.
<b>1</b>	<b>FURNITURE &amp; FIXTURE :</b>		<b>25,73,671</b>	<b>60,605</b>	<b>-</b>	<b>26,34,276.00</b>	<b>13,71,964</b>	<b>1,86,708</b>	<b>-</b>	<b>15,58,672.20</b>	<b>10,75,604</b>	<b>12,01,707</b>
	A) BMS	15%	71,772	-	-	71,772.00	65,092	1,002	-	66,094.00	5,678	6,680
	B) BSC IT	15%	21,875	-	-	21,875.00	20,648	184	-	20,831.50	1,044	1,228
	C) OTHER	15%	24,80,024	60,605	-	25,40,629.00	12,86,225	1,85,522	-	14,71,746.70	10,68,882	11,93,799
<b>2</b>	<b>EQUIPMENTS :</b>		<b>20,17,486</b>	<b>96,850</b>	<b>-</b>	<b>21,14,336.00</b>	<b>10,63,531</b>	<b>1,46,280</b>	<b>-</b>	<b>12,09,810.96</b>	<b>9,04,525</b>	<b>9,53,955</b>
	A) BMM EQUIPMENT	15%	80,540	-	-	80,540.00	65,119	2,313	-	67,431.60	13,108	15,421
	B) BSC IT ELECTRICAL EQUIPMENT	15%	11,780	-	-	11,780.00	11,430	52	-	11,482.10	298	350
	C) ELECTRICAL EQUIPMENT	15%	6,24,240	39,000	-	6,63,240.00	3,16,094	47,960	-	3,64,054.00	2,99,186	3,08,146
	D) EQUIPMENTS	15%	5,66,726	-	-	5,66,726.00	3,22,114	36,692	-	3,58,806.20	2,07,920	2,44,612
	E) A.C. MACHINE	15%	6,46,216	57,850	-	7,04,066.00	2,80,381	56,324	-	3,36,705.26	3,67,361	3,65,835
	D) MICROPROCESS TRANS KIT	15%	87,984	-	-	87,984.00	68,393	2,939	-	71,331.80	16,652	19,591
<b>3</b>	<b>COMPUTERS</b>		<b>95,89,307</b>	<b>14,06,477</b>	<b>-</b>	<b>1,09,95,784</b>	<b>58,41,693</b>	<b>7,04,755</b>	<b>-</b>	<b>65,46,448</b>	<b>44,49,336</b>	<b>37,47,614</b>
	A) BSC IT COMPUTER	15%	9,95,020	-	-	9,95,020.00	9,32,666	9,353	-	9,42,019.20	53,001	62,354
	B) COMPUTER A/C	15%	77,73,941	14,06,477	-	91,80,418.00	42,00,179	6,78,678	-	48,78,856.66	43,01,561	35,73,762
	C) COMPUTER LAB	15%	6,96,845	-	-	6,96,845.00	6,53,622	6,483	-	6,60,105.35	36,740	43,223
	D) COMPUTER NETWORK	15%	45,176	-	-	45,176.00	38,963	932	-	39,894.85	5,281	6,213
	E) SOFTWARE	15%	78,325	-	-	78,325.00	16,263	9,309	-	25,572.00	52,753	62,062
<b>4</b>	<b>LIBRARY BOKS</b>		<b>1,04,92,654.60</b>	<b>15,65,358</b>	<b>-</b>	<b>1,20,58,012.60</b>	<b>31,24,533</b>	<b>8,13,665</b>	<b>-</b>	<b>39,38,198.47</b>	<b>81,19,814</b>	<b>73,68,121</b>
	A) BAF	10%	16,46,133.75	1,30,426	-	17,76,559.75	4,79,410	1,22,569	-	6,01,978.89	11,74,581	11,66,724
	B) BBI	10%	16,56,033.00	2,91,418	-	19,47,451.00	4,85,478	1,30,982	-	6,16,460.00	13,30,991	11,70,555
	C) BFM	10%	1,87,252.00	75,290	-	2,62,542.00	15,690	18,046	-	33,736.00	2,28,806	1,71,562
	D) BMM	10%	10,76,054.00	2,11,572	-	12,87,626.00	3,01,129	85,319	-	3,86,447.68	9,01,178	7,74,925
	E) BMS	10%	33,57,415.60	5,59,766	-	39,17,181.60	9,38,939	2,72,730	-	12,11,669.23	27,05,512	24,18,476
	F) BSC CS	10%	3,18,049.75	-	-	3,18,049.75	1,70,951	14,710	-	1,85,661.25	1,32,389	1,47,099
	G) BSC IT	10%	22,49,886.50	2,96,886	-	25,46,772.50	7,32,440	1,69,176	-	9,01,616.42	16,45,156	15,17,446
	H) OTHER	10%	1,830.00	-	-	1,830.00	496	133	-	629.00	1,201	1,334
	<b>CURRENT YEAR</b>		<b>2,46,73,118.60</b>	<b>31,29,290</b>	<b>-</b>	<b>2,78,02,408.60</b>	<b>1,14,01,722</b>	<b>18,51,408</b>	<b>-</b>	<b>1,32,53,130</b>	<b>1,45,49,279</b>	<b>1,32,71,397</b>

Principal  
Lala Lajpat Rai College,  
of Commerce & Economics  
Lala Lajpat Rai  
Mumbai - 400 034

*CSB*  
LALA LAJPATRAI COLLEGE OF COMMERCE & ECONOMICS

**Audited Final Account for the year 2019-20**



**LALA LAJPATRAI COLLEGE OF COMMERCE & ECONOMICS, MUMBAI-400 034.**  
**SENIOR COLLEGE**  
**SCHEDULE OF FIXED ASSETS AS ON 31/03/2020**

SR. NO.	NAME OF THE ASSETS	RATE %	GROSS BLOCK				DEPRECIATION			NET BLOCK				
			COST AS ON 01.04.2019 RS.	ADDITIONS DURING THE YEAR RS.	Adjusted Against Grants RS.	TOTAL AS ON 31.03.2020 RS.	AS ON 01.04.2019 RS.	FOR THE YEAR RS.	TOTAL AS ON 31.03.2020 RS.	AS ON 31.03.2020 RS.	AS ON 31.03.2019 RS.			
			1	FURNITURE & FIXTURE	15%	26,84,952	43,896		27,28,848	20,77,068	94,971	21,72,039	5,56,809	6,07,884
			2	OFFICE EQUIPMENTS	15%	23,51,802	11,290		23,63,092	20,22,979	49,666	20,72,645	2,90,447	3,28,823
3	ELECTRICAL EQUIPMENTS	15%	4,48,398	8,024		4,56,422	2,53,227	30,397	2,83,624	1,72,798	1,95,171			
4	COLLEGE EXAMINATION EQUIPMENTS	15%	23,000	-		23,000	22,781	-	22,781	219	219			
5	UGC CANTEEN EQUIPMENTS	15%	34,325	-		34,325	33,926		33,926	399	399			
6	UGC EQUIPMENTS	15%	19,82,936	-		19,82,936	14,31,404	82,730	15,14,134	4,68,802	5,51,532			
7	UGC COMPUTER	15%	84,51,536	-		84,51,536	55,25,998	4,38,831	59,64,829	24,86,707	29,25,538			
8	LIBRARY BOOKS	10%	79,38,604	5,28,514		84,67,118	37,96,007	4,34,652	42,30,659	42,36,459	41,42,597			
9	UGC LIBRARY BOOKS	10%	18,58,405	-		18,58,405	13,47,025	51,138	13,98,163	4,60,242	5,11,380			
10	UGC LIBRARY BOOKS (EQUIPMENTS)	15%	89,035	-		89,035	73,276	2,364	75,640	13,395	15,759			
11	UNIV. OF MUMBAI (LIBRARY BOOKS)	10%	40,000	-		40,000	39,249		39,249	751	751			
12	BOOK BANK	10%	1,81,603	-		1,81,603	61,563	12,004	73,567	1,08,036	1,20,040			
13	UGC BOOK BANK	10%	4,489	-		4,489	4,119		4,119	370	370			
14	UGC VOCATIONAL COMPUTER BOOKS	10%	22,975	-		22,975	18,788	419	19,207	3,768	4,187			
15	A.C.MACHINE	15%	9,30,113	32,270		9,62,383	5,11,518	67,059	5,78,577	3,83,806	4,18,595			
16	COMPUTER	15%	18,56,152	6,62,625		25,18,777	11,25,893	1,49,676	12,75,569	12,43,208	7,30,259			
17	FIRE EXTINGUISHER	15%	1,45,308	-		1,45,308	84,279	9,154	93,433	51,875	61,029			
18	UGC NETWORK	15%	40,000	-		40,000	35,345	698	36,043	3,957	4,655			
19	UGC GDA Equipment XII p/an	15%	10,07,298	-		10,07,298	4,28,278	86,853	5,15,131	4,92,167	5,79,020			
20	UGC GDA Library Books XII Plan	10%	1,62,920	-		1,62,920	62,529	10,039	72,568	90,352	1,00,391			
	<b>TOTAL RS.</b>		<b>3,02,53,850</b>	<b>12,86,619</b>	<b>-</b>	<b>3,15,40,469</b>	<b>1,89,55,252</b>	<b>15,20,651</b>	<b>2,04,75,903</b>	<b>1,10,64,566</b>	<b>1,12,98,598</b>			



Principal *N.M.*  
 Lala Lajpat Rai College,  
 of Commerce & Economics  
 Lala Lajpat Rai Marg,  
 Mumbai - 400 034

Principal *N. Anand*  
**PRINCIPAL**  
**LALA LAJPATRAI COLLEGE OF**  
**COMMERCE & ECONOMICS**  
 Lala Lajpatrai Marg,  
 Mumbai - 400 034.



LALA LAJPATRAI COLLEGE OF COMMERCE & ECONOMICS, MUMBAI-400 034.

UNAIDED COURSES

SCHEDULE NO.2 - FIXED ASSETS AS ON 31/03/2020

SR. NO.	NAME OF THE ASSETS	RATE	GROSS BLOCK				DEPRECIATION				NET BLOCK	
			COST	ADDITIONS	DEDUCTIONS	TOTAL	TOTAL	FOR THE	DEDUCTIONS	TOTAL	AS ON	AS ON
			AS ON	DURING THE	DURING THE	AS ON	AS ON	YEAR	DURING THE	AS ON	31.03.2020	31.03.2019
			01.04.2019	YEAR	YEAR	31.03.2020	01.04.2019	YEAR	31.03.2020	RS.	RS.	
		%	RS.	RS.	RS.	RS.	RS.	RS.	RS.	RS.		
<b>1</b>	<b>FURNITURE &amp; FIXTURE :</b>		<b>26,34,276</b>	<b>1,22,722</b>	<b>-</b>	<b>27,56,998</b>	<b>15,58,672</b>	<b>1,71,834</b>	<b>-</b>	<b>17,30,506</b>	<b>10,26,492</b>	<b>10,75,604</b>
	A) BMS	15%	71,772	-	-	71,772	66,094	852	-	66,946	4,826	5,678
	B) BSC IT	15%	21,875	-	-	21,875	20,832	157	-	20,989	887	1,044
	C) OTHER	15%	25,40,629	1,22,722	-	26,63,351	14,71,747	1,70,825	-	16,42,572	10,20,779	10,68,882
<b>2</b>	<b>EQUIPMENTS :</b>		<b>21,14,336</b>	<b>58,649</b>	<b>-</b>	<b>21,72,985</b>	<b>12,09,811</b>	<b>1,38,251</b>	<b>-</b>	<b>13,48,062</b>	<b>8,26,732</b>	<b>9,04,525</b>
	A) BMM EQUIPMENT	15%	80,540	-	-	80,540	67,432	1,966	-	69,398	11,142	13,108
	B) BSC IT ELECTRICAL EQUIPMENT	15%	11,780	-	-	11,780	11,482	45	-	11,527	253	298
	C) ELECTRICAL EQUIPMENT	15%	6,63,240	-	-	6,63,240	3,64,054	44,878	-	4,08,932	2,54,308	2,99,186
	D) EQUIPMENTS	15%	5,66,726	-	-	5,66,726	3,58,806	31,188	-	3,89,994	1,76,732	2,07,920
	E) A.C. MACHINE	15%	7,04,066	58,649	-	7,62,715	3,36,705	55,867	-	3,92,572	3,70,143	3,67,361
	F) MICROPROCESS TRANS KIT	15%	87,984	-	-	87,984	71,332	2,498	-	73,830	14,154	16,652
	G) CAMERA	15%	-	21,682	-	21,682	-	1,809	-	1,809	19,873	-
<b>3</b>	<b>COMPUTERS</b>		<b>1,09,95,784</b>	<b>4,11,617</b>	<b>-</b>	<b>1,14,07,401</b>	<b>65,46,448</b>	<b>6,92,430</b>	<b>-</b>	<b>72,38,878</b>	<b>41,68,523</b>	<b>44,49,336</b>
	A) BSC IT COMPUTER	15%	9,95,020	-	-	9,95,020	9,42,019	7,950	-	9,49,969	45,051	53,001
	B) COMPUTER A/C	15%	91,80,418	4,11,617	-	95,92,035	48,78,857	6,70,264	-	55,49,121	40,42,914	43,01,561
	C) COMPUTER LAB	15%	6,96,845	-	-	6,96,845	6,60,105	5,511	-	6,65,616	31,229	36,740
	D) COMPUTER NETWORK	15%	45,176	-	-	45,176	39,895	792	-	40,687	4,489	5,281
	E) SOFTWARE	15%	78,325	-	-	78,325	25,572	7,913	-	33,485	44,840	52,753
<b>4</b>	<b>LIBRARY BOKS</b>		<b>1,20,58,013</b>	<b>14,51,752</b>	<b>-</b>	<b>1,35,09,765</b>	<b>39,38,198</b>	<b>8,66,524</b>	<b>-</b>	<b>48,04,722</b>	<b>87,05,042</b>	<b>81,19,814</b>
	A) BAF	10%	17,76,560	2,11,229	-	19,87,789	6,01,979	1,21,570	-	7,23,549	12,64,240	11,74,581
	B) BBI	10%	19,47,451	1,32,287	-	20,79,738	6,16,460	1,39,474	-	7,55,934	13,23,804	13,30,991
	C) BFM	10%	2,62,542	64,965	-	3,27,507	33,736	25,701	-	59,437	2,68,070	2,28,806
	D) BMM	10%	12,87,626	1,68,119	-	14,55,745	3,86,448	98,549	-	4,84,997	9,70,748	9,01,178
	E) BMS	10%	39,17,182	5,09,262	-	44,26,444	12,11,669	2,92,745	-	15,04,414	29,22,029	27,05,512
	F) BSC CS	10%	3,18,050	-	-	3,18,050	1,85,661	13,239	-	1,98,900	1,19,150	1,32,389
	G) BSC IT	10%	25,46,773	55,824	-	26,02,597	9,01,616	1,65,862	-	10,67,478	15,35,118	16,45,156
	H)MCOM	10%	-	3,10,066	-	3,10,066	-	9,264	-	9,264	3,00,802	-
	I) OTHER	10%	1,830	-	-	1,830	629	120	-	749	1,081	1,201
	CURRENT YEAR====>		2,78,02,409	20,66,422	-	2,98,68,831	1,32,53,130	18,69,039	-	1,51,22,169	1,47,46,662	1,45,49,279
	PREVIOUS YEAR====>		2,46,73,119	31,29,290	-	2,78,02,409	1,14,01,722	18,51,408	-	1,32,53,130	1,45,49,279	



Principal  
Lala Lajpat Rai College,  
of Commerce & Economics,  
Lala Lajpat Rai Marg,  
Mumbai - 400 034

**Audited Final Account for the year 2020-21**




**LALA LAJPATRAI COLLEGE OF COMMERCE & ECONOMICS, MUMBAI-400 034.**  
**SENIOR COLLEGE**  
**SCHEDULE 2: FIXED ASSETS AS ON 31/03/2021**

SR. NO.	NAME OF THE ASSETS	RATE %	GROSS BLOCK				DEPRECIATION			NET BLOCK	
			COST	ADDITIONS	Adjusted	TOTAL	AS ON	FOR THE	TOTAL	AS ON	AS ON
			AS ON	DURING THE	Against	AS ON	01.04.2020	YEAR	AS ON	31.03.2021	31.03.2021
			01.04.2020	YEAR	Grants	31.03.2021			31.03.2021		
			RS.	RS.	RS.	RS.	RS.	RS.	RS.	RS.	
1	FURNITURE & FIXTURE	15%	27,28,848	-	-	27,28,848	21,72,039	83,521	22,55,560	4,73,288	5,56,809
2	OFFICE EQUIPMENTS	15%	23,63,092	-	-	23,63,092	20,72,645	43,709	21,16,354	2,49,738	2,90,447
3	ELECTRICAL EQUIPMENTS	15%	4,56,422	2,360	-	4,58,782	2,83,624	26,062	3,09,686	1,49,096	1,72,798
4	COLLEGE EXAMINATION EQUIPMENTS	15%	23,000	-	-	23,000	22,781	-	22,781	219	219
5	UGC CANTEEN EQUIPMENTS	15%	34,325	-	-	34,325	33,926	-	33,926	399	399
6	UGC EQUIPMENTS	15%	19,82,936	-	-	19,82,936	15,14,134	70,320	15,84,454	3,98,482	4,68,802
7	UGC COMPUTER	15%	84,51,536	-	-	84,51,536	59,64,829	3,73,006	63,37,835	21,13,701	24,86,707
8	LIBRARY BOOKS	10%	84,67,118	2,08,811	-	86,75,929	42,30,659	4,26,394	46,57,053	40,18,876	42,36,459
9	UGC LIBRARY BOOKS	10%	18,58,405	-	-	18,58,405	13,98,163	46,024	14,44,187	4,14,218	4,60,242
10	UGC LIBRARY BOOKS (EQUIPMENTS)	15%	89,035	-	-	89,035	75,640	2,009	77,649	11,386	13,395
11	UNIV. OF MUMBAI (LIBRARY BOOKS)	10%	40,000	-	-	40,000	39,249	-	39,249	751	751
12	BOOK BANK	10%	1,81,603	-	-	1,81,603	73,567	10,804	84,371	97,232	1,08,036
13	UGC BOOK BANK	10%	4,489	-	-	4,489	4,119	37	4,156	333	370
14	UGC VOCATIONAL COMPUTER BOOKS	10%	22,975	-	-	22,975	19,207	377	19,584	3,391	3,768
15	A.C. MACHINE	15%	9,62,383	-	-	9,62,383	5,78,577	57,571	6,36,148	3,26,239	3,83,806
16	COMPUTER	15%	25,18,777	1,19,534	-	26,38,311	12,75,569	1,97,602	14,73,171	11,65,140	12,43,208
17	FIRE EXTINGUISHER	15%	1,45,308	-	-	1,45,308	93,433	7,781	1,01,214	44,094	51,875
18	UGC NETWORK	15%	40,000	-	-	40,000	36,043	594	36,637	3,363	3,957
19	UGC GDA Equipment XII plan	15%	10,07,298	-	-	10,07,298	5,15,131	73,825	5,88,956	4,18,342	4,92,167
20	UGC GDA Library Books XII Plan	10%	1,62,920	-	-	1,62,920	72,568	9,035	81,603	81,317	90,352
	<b>TOTAL RS.</b>		<b>3,15,40,469</b>	<b>3,30,705</b>	<b>-</b>	<b>3,18,71,174</b>	<b>2,04,75,903</b>	<b>14,28,671</b>	<b>2,19,04,574</b>	<b>99,66,600</b>	<b>1,10,64,566</b>

  
**Principal**  
 Lala Lajpat Rai College,  
 of Commerce & Economics  
 Lala Lajpat Rai Marg,  
 Mumbai - 400 034

  
**PRINCIPAL**  
**LALA LAJPATRAI COLLEGE OF**  
**COMMERCE & ECONOMICS**  
 Lala Lajpatrai Marg,  
 Mumbai - 400 034.



**LALA LAJPATRAI COLLEGE OF COMMERCE & ECONOMICS, MUMBAI-400 034.**

**UNAIDED COURSES**

**SCHEDULE NO.2 - FIXED ASSETS AS ON 31/03/2021**

SR. NO.	NAME OF THE ASSETS	RATE	GROSS BLOCK				DEPRECIATION				NET BLOCK	
			COST AS ON	ADDITIONS DURING THE	DEDUCTIONS DURING THE	TOTAL AS ON	TOTAL AS ON	FOR THE YEAR	DEDUCTIONS DURING THE YEAR	TOTAL AS ON	AS ON	AS ON
			01.04.2020	YEAR	YEAR	31.03.2021	01.04.2020	YEAR	YEAR	31.03.2021	31.03.2021	31.03.2020
			RS.	RS.	RS.	RS.	RS.	RS.	RS.	RS.	RS.	RS.
<b>1</b>	<b>FURNITURE &amp; FIXTURE :</b>		<b>27,56,998</b>	<b>2,36,584</b>	<b>-</b>	<b>29,93,582</b>	<b>17,30,506</b>	<b>1,72,544</b>	<b>-</b>	<b>19,03,050</b>	<b>10,90,532</b>	<b>10,26,492</b>
	A) BMS	15%	71,772	-	-	71,772	66,946	724	-	67,670	4,102	4,826
	B) BSC IT '	15%	21,875	-	-	21,875	20,989	133	-	21,122	754	887
	C) OTHER	15%	26,63,351	2,36,584	-	28,99,935	16,42,572	1,71,687	-	18,14,259	10,85,676	10,20,779
<b>2</b>	<b>EQUIPMENTS :</b>		<b>21,94,667</b>	<b>7,906</b>	<b>-</b>	<b>22,02,573</b>	<b>13,48,062</b>	<b>1,27,764</b>	<b>-</b>	<b>14,75,826</b>	<b>7,26,747</b>	<b>8,46,605</b>
	A) BMM EQUIPMENT	15%	80,540	-	-	80,540	69,398	1,671	-	71,069	9,471	11,142
	B) BSC IT ELECTRICAL EQUIPMENT	15%	11,780	-	-	11,780	11,527	38	-	11,565	215	253
	C) ELECTRICAL EQUIPMENT	15%	6,63,240	-	-	6,63,240	4,08,932	38,146	-	4,47,078	2,16,162	2,54,308
	D) EQUIPMENTS	15%	5,66,726	7,906	-	5,74,632	3,89,994	26,897	-	4,16,891	1,57,741	1,76,732
	E) A.C. MACHINE	15%	7,62,715	-	-	7,62,715	3,92,572	55,521	-	4,48,093	3,14,622	3,70,143
	F) MICROPROCESS TRANS KIT	15%	87,984	-	-	87,984	73,830	2,123	-	75,953	12,031	14,154
	G) CAMERA	15%	21,682	-	-	21,682	1,809	3,368	-	5,177	16,505	19,873
<b>3</b>	<b>COMPUTERS</b>		<b>1,14,07,401</b>	<b>2,45,394</b>	<b>-</b>	<b>1,16,52,795</b>	<b>72,38,878</b>	<b>6,37,354</b>	<b>-</b>	<b>78,76,232</b>	<b>37,76,563</b>	<b>41,68,523</b>
	A) BSC IT COMPUTER	15%	9,95,020	-	-	9,95,020	9,49,969	6,758	-	9,56,727	38,293	45,051
	B) COMPUTER A/C	15%	95,92,035	2,45,394	-	98,37,429	55,49,121	6,18,513	-	61,67,634	36,69,795	40,42,914
	C) COMPUTER LAB	15%	6,96,845	-	-	6,96,845	6,65,616	4,684	-	6,70,300	26,545	31,229
	D) COMPUTER NETWORK	15%	45,176	-	-	45,176	40,687	673	-	41,360	3,816	4,489
	E) SOFTWARE	15%	78,325	-	-	78,325	33,485	6,726	-	40,211	38,114	44,840
<b>4</b>	<b>LIBRARY BOKS</b>		<b>1,35,09,765</b>	<b>14,18,191</b>	<b>-</b>	<b>1,49,27,956</b>	<b>48,04,722</b>	<b>8,88,266</b>	<b>-</b>	<b>56,92,988</b>	<b>92,34,967</b>	<b>87,05,042</b>
	A) BAF	10%	19,87,789	1,53,854	-	21,41,643	7,23,549	1,28,096	-	8,51,645	12,89,998	12,64,240
	B) BBI	10%	20,79,738	2,56,161	-	23,35,899	7,55,934	1,34,859	-	8,90,793	14,45,106	13,23,804
	C) BFM	10%	3,27,507	1,02,100	-	4,29,607	59,437	27,851	-	87,288	3,42,319	2,68,070
	D) BMM	10%	14,55,745	1,55,339	-	16,11,084	4,84,997	98,781	-	5,83,778	10,27,306	9,70,748
	E) BMS	10%	44,26,444	3,60,224	-	47,86,668	15,04,414	2,97,533	-	18,01,947	29,84,720	29,22,029
	F) BSC CS	10%	3,18,050	-	-	3,18,050	1,98,900	11,915	-	2,10,815	1,07,235	1,19,150
	G) BSC IT	10%	26,02,597	94,800	-	26,97,397	10,67,478	1,54,726	-	12,22,204	14,75,192	15,35,118
	H)MCOM	10%	3,10,066	2,95,713	-	6,05,779	9,264	34,397	-	43,661	5,62,118	3,00,802
	I) OTHER	10%	1,830	-	-	1,830	749	108	-	857	973	1,081
	<b>CURRENT YEAR=====</b>		<b>2,98,68,831</b>	<b>19,08,075</b>	<b>-</b>	<b>3,17,76,906</b>	<b>1,51,22,169</b>	<b>18,25,928</b>	<b>-</b>	<b>1,69,48,097</b>	<b>1,48,28,809</b>	<b>1,47,46,662</b>
	<b>PREVIOUS YEAR=====</b>		<b>78,02,409</b>	<b>20,66,422</b>	<b>-</b>	<b>2,98,68,831</b>	<b>1,32,53,130</b>	<b>18,69,039</b>	<b>-</b>	<b>1,51,22,169</b>	<b>1,47,46,662</b>	

Principal  
Lala Lajpat Rai College,  
of Commerce & Economics,  
Lala Lajpat Rai Marg,  
Mumbai - 400 034

**Audited Final Account for the year 2021-22**



**LALA LAJPATRAI COLLEGE OF COMMERCE & ECONOMICS, MUMBAI  
SENIOR COLLEGE**

**BALANCE SHEET AS AT 31ST MARCH 2022**

	NOTE	AS AT 31st March 2022 Rs.	AS AT 31st March 2021 Rs.
<b>I CAPITAL AND LIABILITIES</b>			
1] RESERVES AND SURPLUS	A	1,86,83,264	1,63,33,236
2] NON CURRENT LIABILITIES			
(a) DEPOSITS FROM STUDENTS	B	84,47,383	81,22,157
3] CURRENT LIABILITIES			
(a) Other current liabilities	C	52,17,839	58,60,600
<b>TOTAL</b>		<b>3,23,48,486</b>	<b>3,03,15,993</b>
<b>II ASSETS</b>			
1] NON CURRENT ASSETS			
(a) Property, Plant & Equipment	D	95,82,927	99,66,600
(b) Investments	E	40,18,125	38,26,161
		<b>1,36,01,052</b>	<b>1,37,92,761</b>
2] CURRENT ASSETS			
(a) Cash and cash equivalents	F	1,83,07,285	1,62,05,143
(b) Short-term loans and advances	G	4,40,149	3,18,089
		<b>1,87,47,434</b>	<b>1,65,23,232</b>
<b>TOTAL</b>		<b>3,23,48,486</b>	<b>3,03,15,993</b>

**SIGNIFICANT ACCOUNTING POLICIES AND NOTES TO ACCOUNTS**


M

Schedules A to M annexed hereto form part to these accounts

For C.B.POKLE & CO.

Chartered Accountants

Firm Registration No.107954W


  
MILIND C. POKLE

Partner

Membership No. 043274

Mumbai Dated: 30 JUL 2022



  
Principal  
Lala Lajpat Rai College,  
of Commerce & Economics,  
Lala Lajpat Rai Marg,  
Mumbai - 400 034

  
PRINCIPAL  
LALA LAJPATRAI COLLEGE OF  
COMMERCE & ECONOMICS  
Lala Lajpatrai Marg,  
Mumbai - 400 034.


**LALA LAJPATRAI COLLEGE OF COMMERCE & ECONOMICS, MUMBAI-400 034.**

**UNAIDED COURSES**

**SCHEDULE NO.2 - FIXED ASSETS AS ON 31/03/2022**

SR. NO.	NAME OF THE ASSETS	RATE %	GROSS BLOCK				DEPRECIATION				NET BLOCK	
			COST AS ON 01.04.2021 RS.	ADDITIONS DURING THE YEAR RS.	DEDUCTIONS DURING THE YEAR RS.	TOTAL AS ON 31.03.2022 RS.	TOTAL AS ON 01.04.2021 RS.	FOR THE YEAR RS.	DEDUCTIONS DURING THE YEAR RS.	TOTAL AS ON 31.03.2022 RS.	AS ON 31.03.2022 RS.	AS ON 31.03.2021 RS.
			1	<b>FURNITURE &amp; FIXTURE :</b>		29,93,582	30,680	-	30,24,262	19,03,050	1,65,016	-
2	<b>EQUIPMENTS :</b>		22,02,573	26,432	-	22,29,005	14,75,826	1,12,944	-	15,88,770	6,40,235	7,26,747
3	<b>COMPUTERS</b>		1,16,52,795	5,88,430	-	1,22,41,225	78,76,232	6,02,431	-	84,78,663	37,62,562	37,76,563
4	<b>LIBRARY BOKS</b>		1,49,27,956	9,37,492	-	1,58,65,448	56,92,988	9,70,419	-	66,63,407	92,02,040	92,34,967
	<b>CURRENT YEAR====&gt;</b>		3,17,76,906	15,83,034	-	3,33,59,940	1,69,48,097	18,50,810	-	1,87,98,907	1,45,61,033	1,48,28,809



  
**PRINCIPAL**  
**LALA LAJPATRAI COLLEGE OF**  
**COMMERCE & ECONOMICS**  
 Lala Lajpatrai Marg.  
 Mumbai - 400 034.