


Criteria 2.7: Satisfaction Survey Analysis:

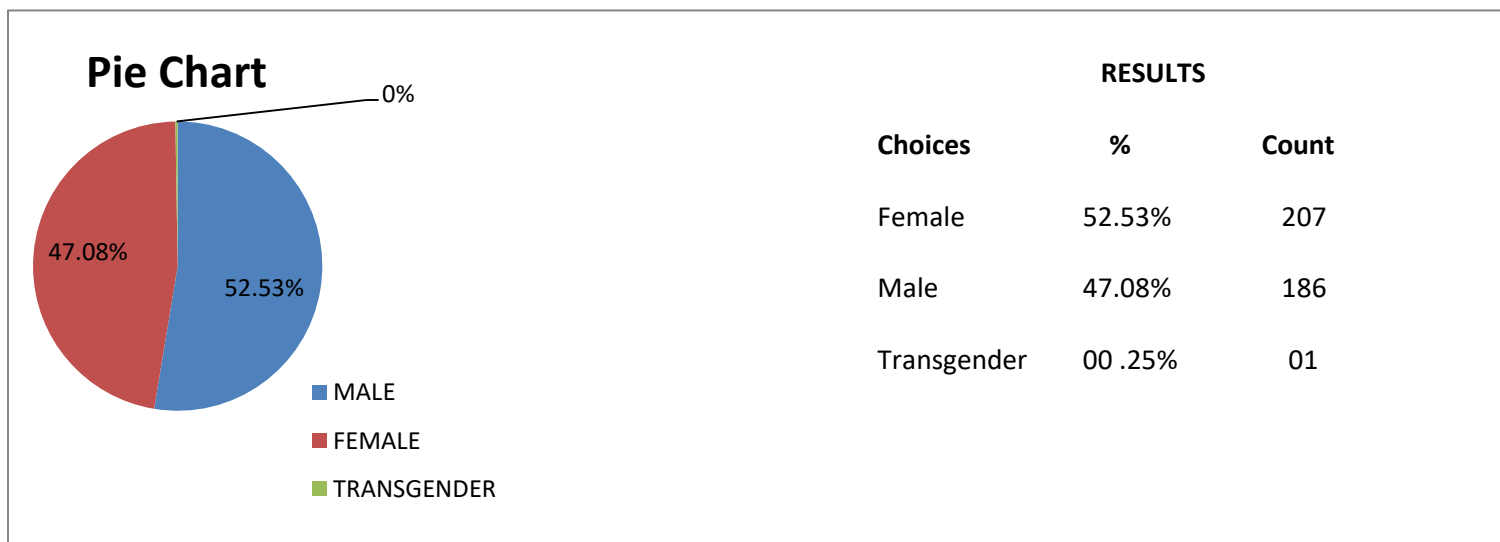
Q1. Please confirm this is the first and only time you answer this survey



Interpretation:

The above results reflect that approximately 97% of students had filled the survey form for the first time.

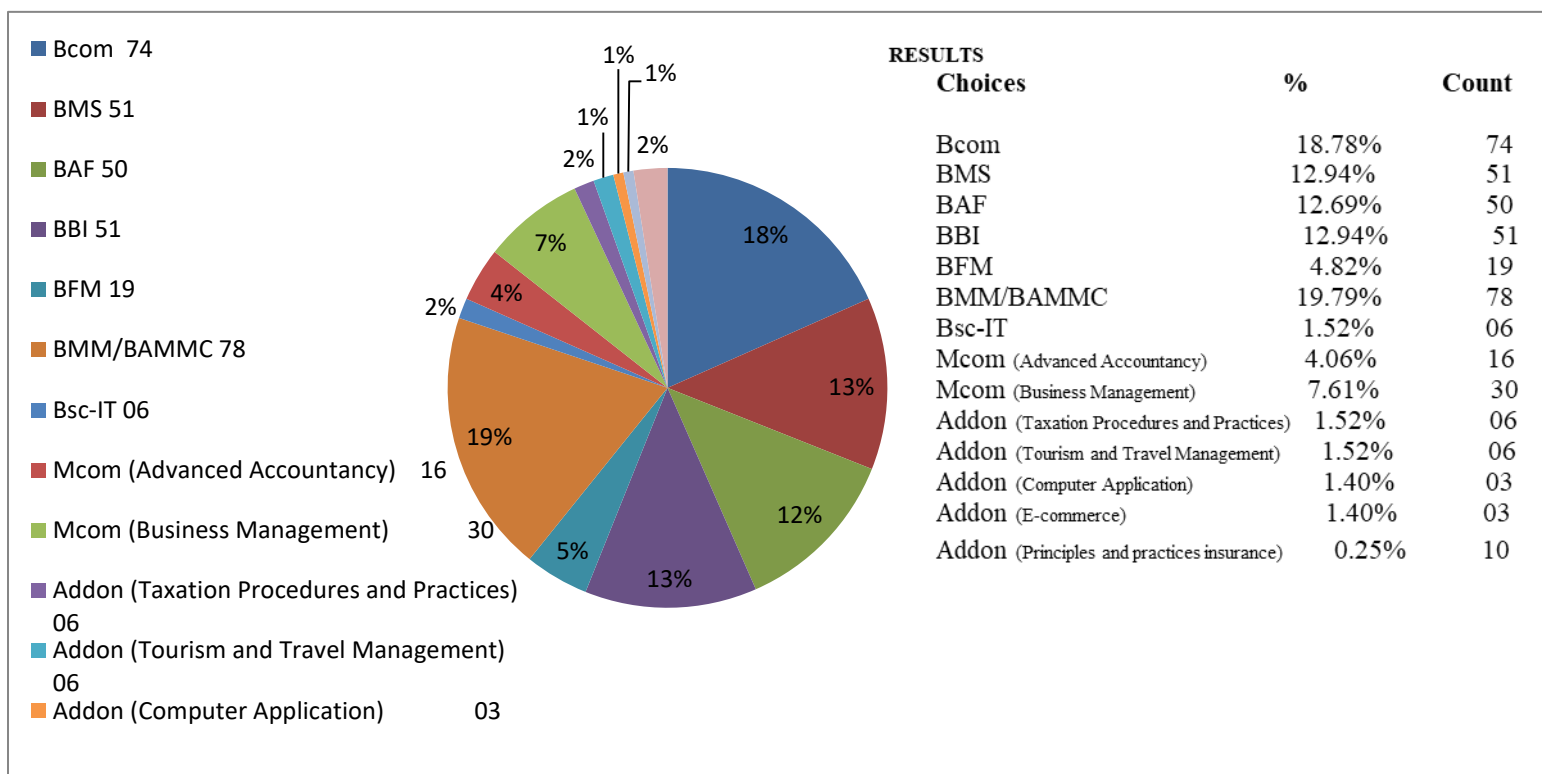
Q-3) Genders:



Interpretation:

The above results show that approximately 52.53% of students are female while 47.08% are male. Transgender account for 0%.

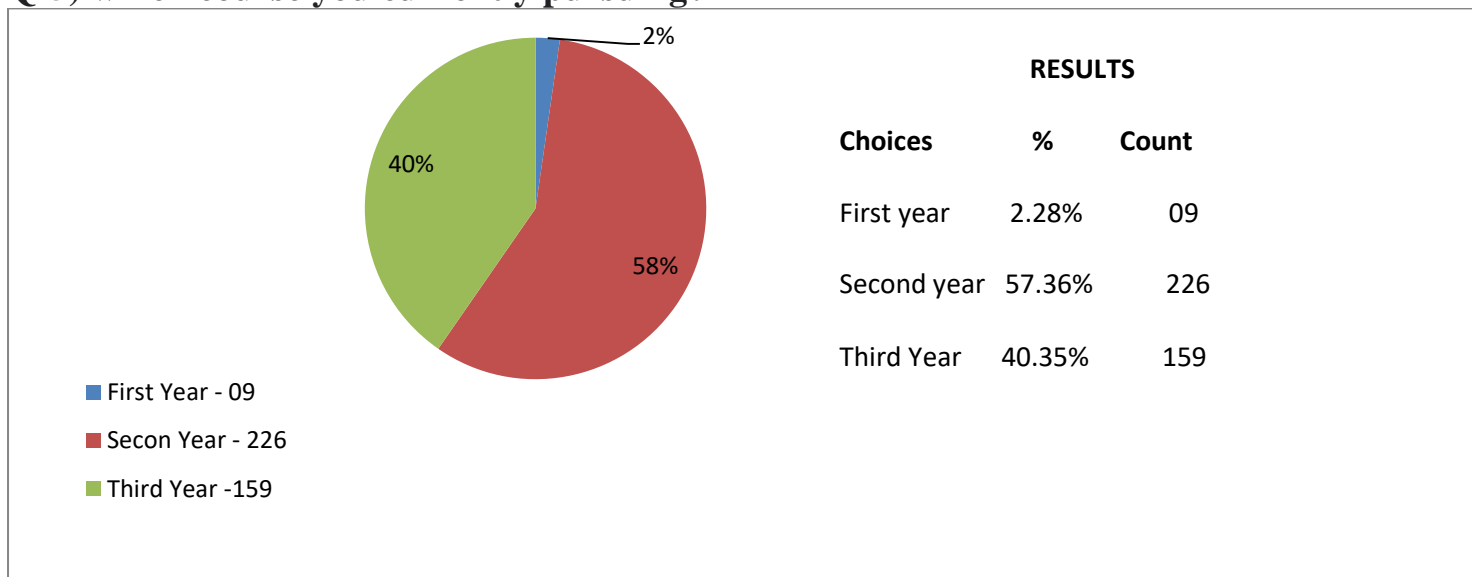
Q-4) what degree program are you pursuing now?



Interpretation:

The above results show that approximately 18.78% of students are pursuing B.Com (aided), while approximately 64.7% of students are pursuing Self-financing programs. Approximately, 6.09% are pursuing Add-on Vocational Courses while For Post- Graduate courses (M.Com), it is approximately 11.67%.

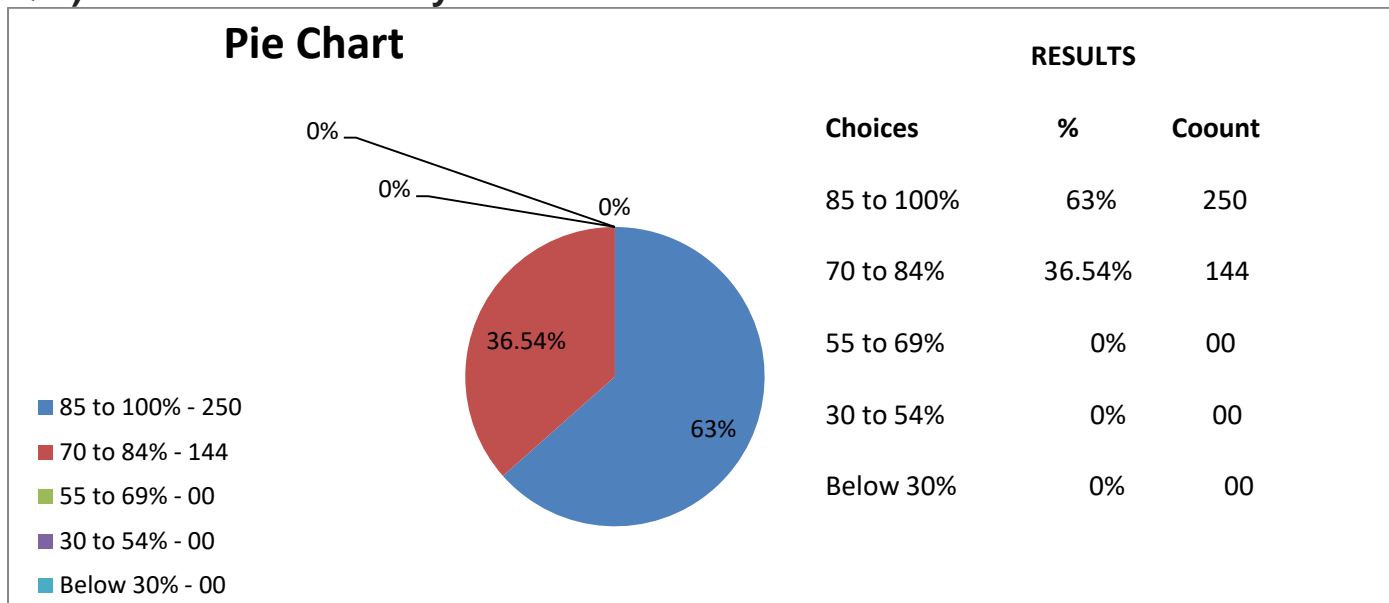
Q-5) which course you currently pursuing?



Interpretation:

The above results show that approximately 2.28% of students are currently in First Year, while approximately 57.36% and 40.35% of students are from the Second Year and Third Year respectively.

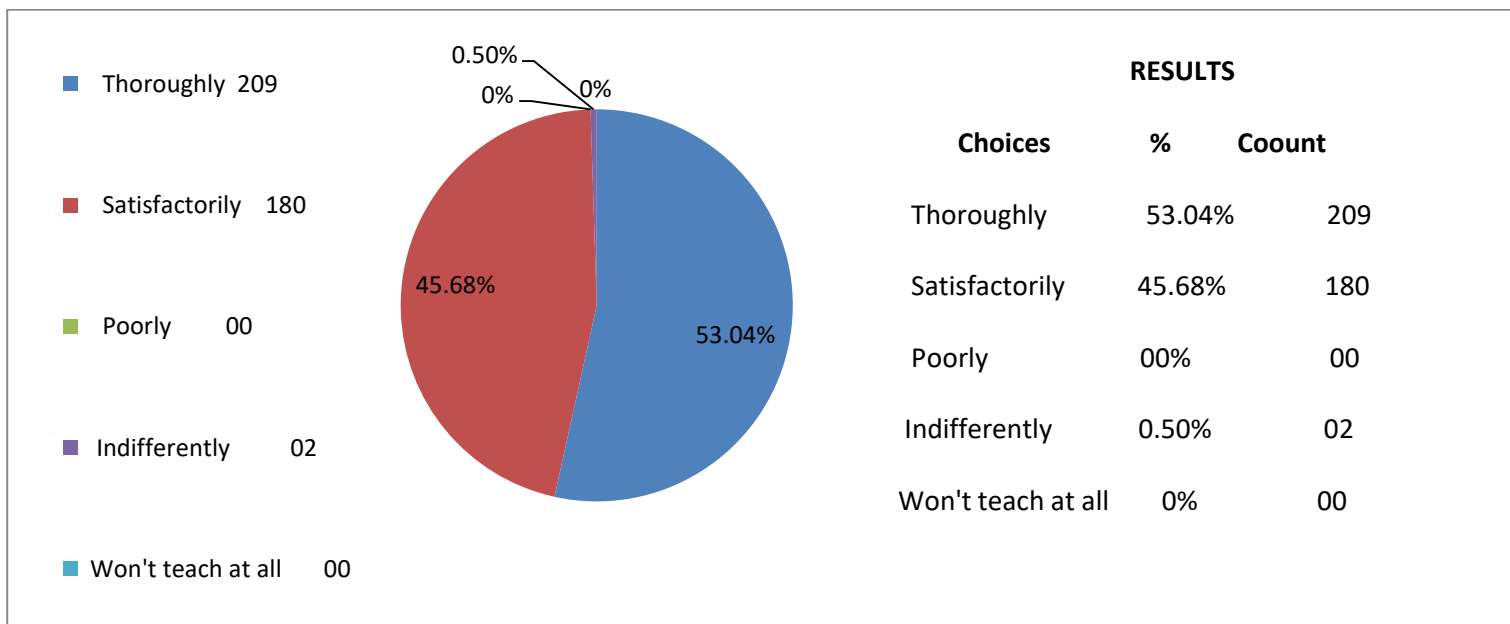
Q-6) How much of the syllabus was covered in the class?



Interpretation:

The above results show that approximately 63% of students are of the opinion that the 85 to 100% syllabus was completed in the class, while, approximately 36.54% syllabus was completed.

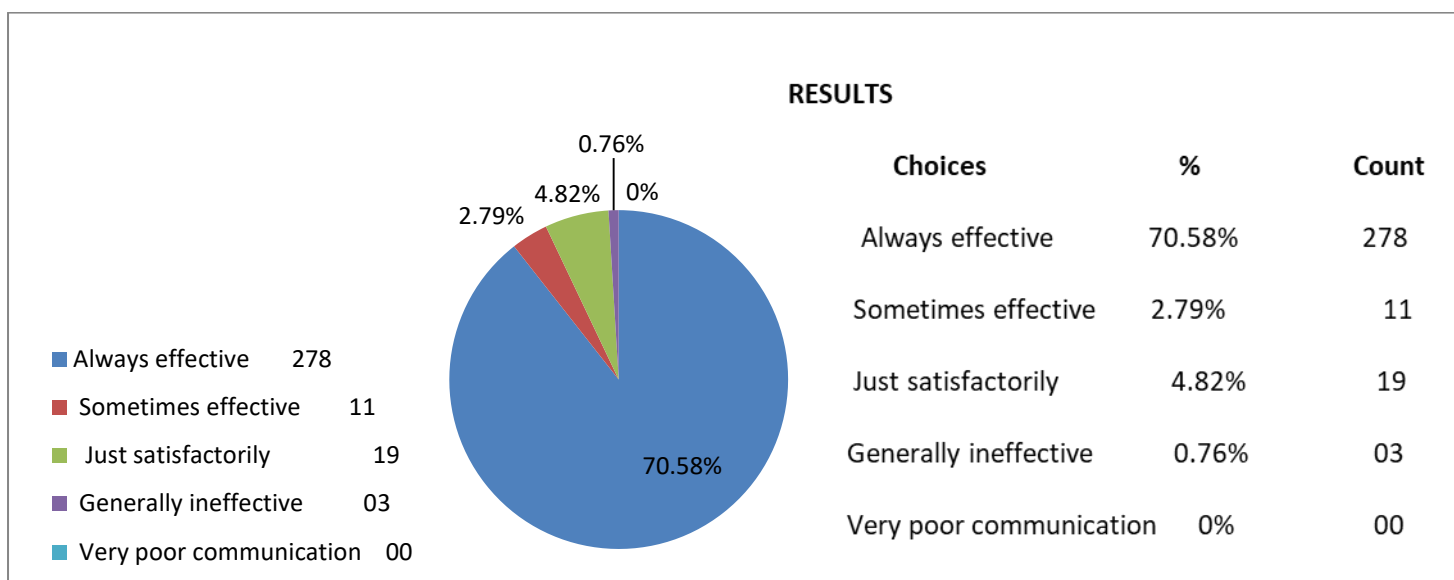
Q-7) How well did the teachers prepare for the classes?



Interpretation:

The above results show that approximately 53.04% of students are of the opinion that the teachers were thoroughly prepared for the lectures, while, approximately 45.68% of students are of the opinion that the teachers were satisfactorily prepared for the class. While 0.50% student's opinion that the teachers were indifferently prepared.

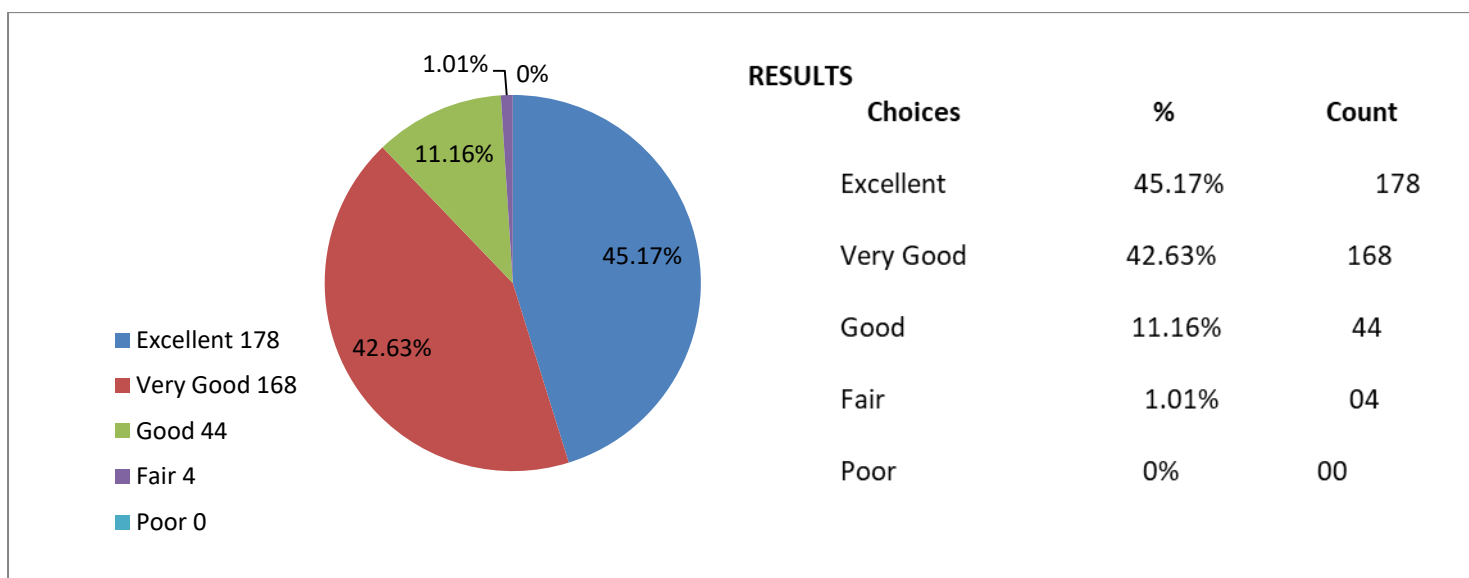
Q-8) How well were the teachers able to communicate?



Interpretation:

The above results show that approximately 70.58% of students are of the opinion that the teachers were able to always communicate effectively, while, approximately 2.79% of students are of the opinion that the teachers were able to sometimes communicate effectively. While 4.82% students are of the opinion that the teachers were able to just satisfactorily communicate. About, 0.76% of the students are of the opinion that the teachers were generally ineffective in their communication.

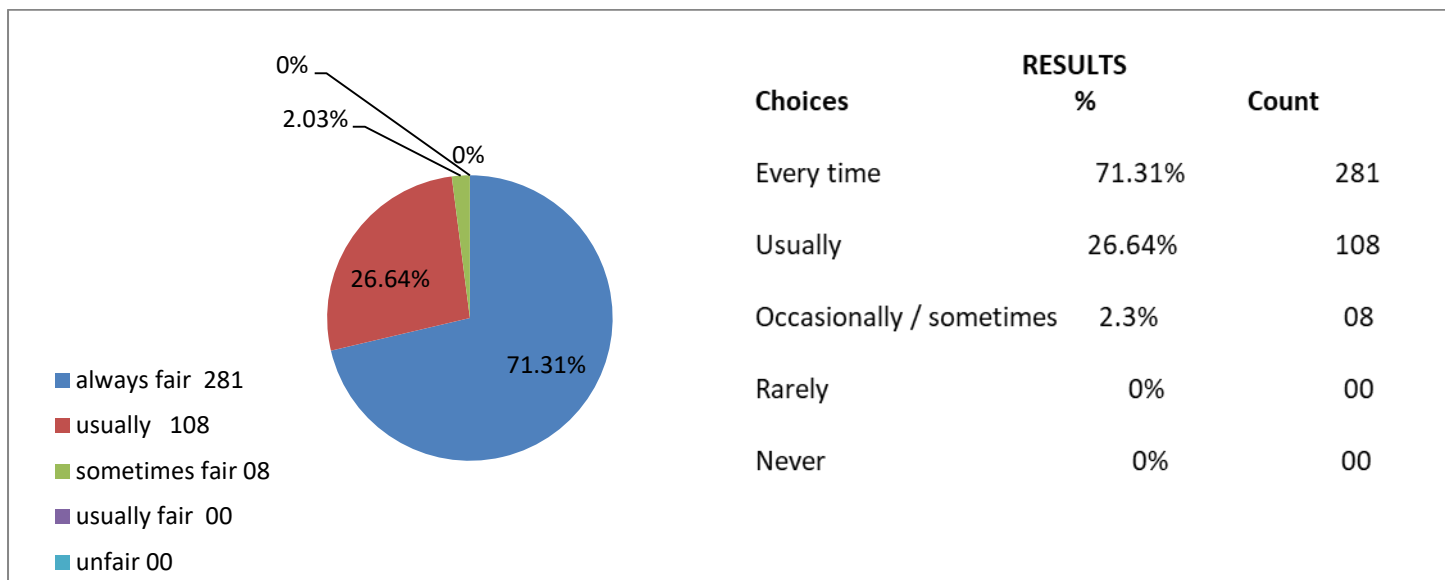
Q-9) The teacher’s approach to teaching can best be described as?



Interpretation:

The above results show that approximately 45.17% of students are of the opinion that the teachers’ approach towards teaching was excellent, while, approximately 42.63% of students are of the opinion that teachers’ approach towards teaching was very good. About, 0% of the students are of the opinion that their approach was poor.

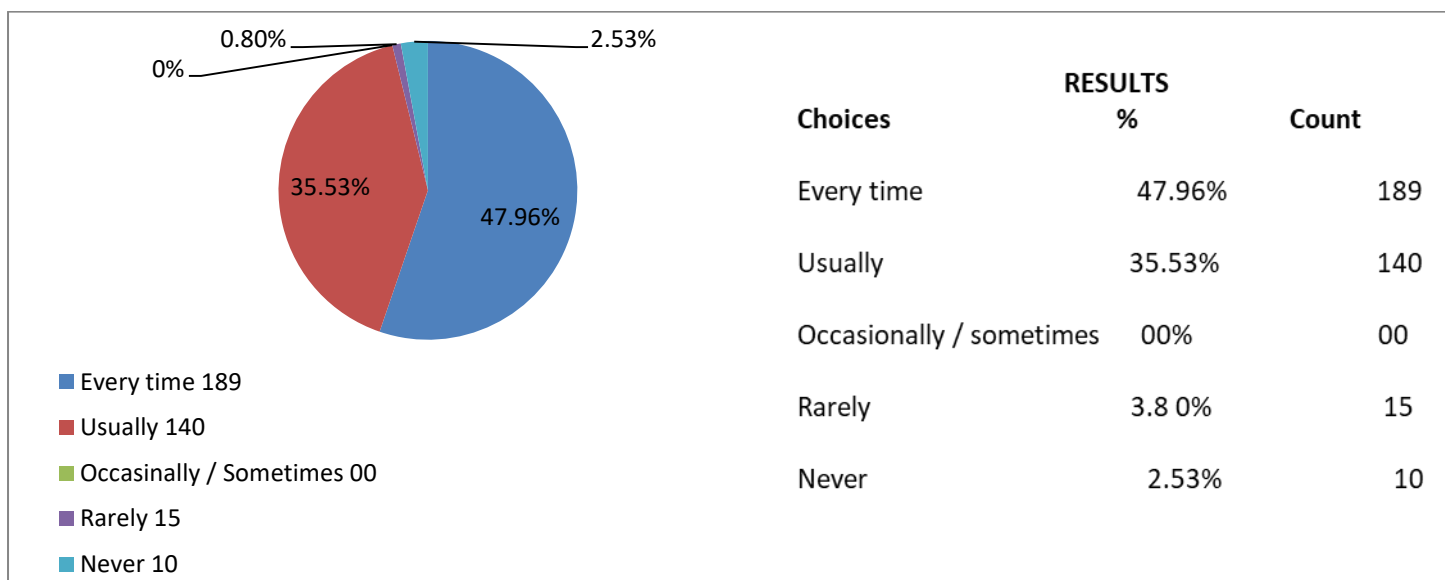
Q-10) Fairness of the internal evaluation process by the teachers.



Interpretation:

The above results show that approximately 71.30% of students are of the opinion that the internal evaluation process was always fair, while, approximately 26.64% of students are of the opinion that the process was usually fair. About, 2.03% of the students are of the opinion that the process was sometimes unfair.

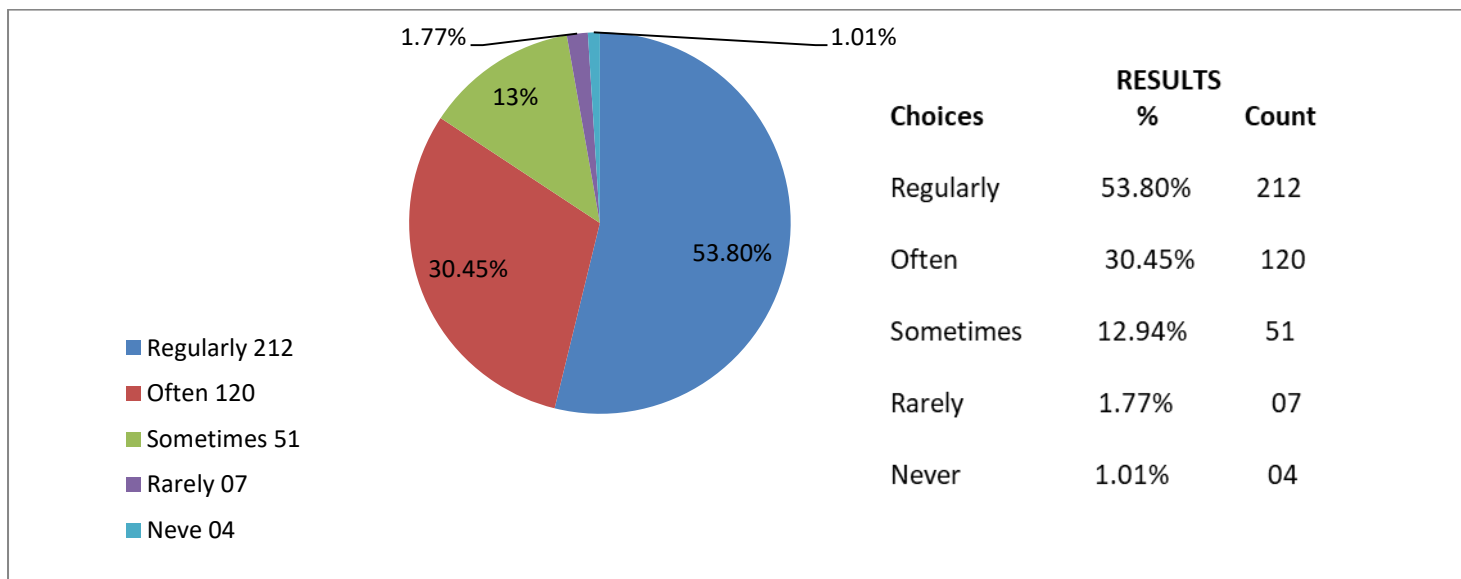
Q-11) Was your performance in assignments discussed with you?



Interpretation:

The above results show that approximately 47.96% of students are of the opinion that their performance in assignments is discussed every time, while, approximately 35.53% of students are of the opinion that their performance in assignments is usually discussed. About, 2.53% of the students are of the opinion that their performance is never discussed.

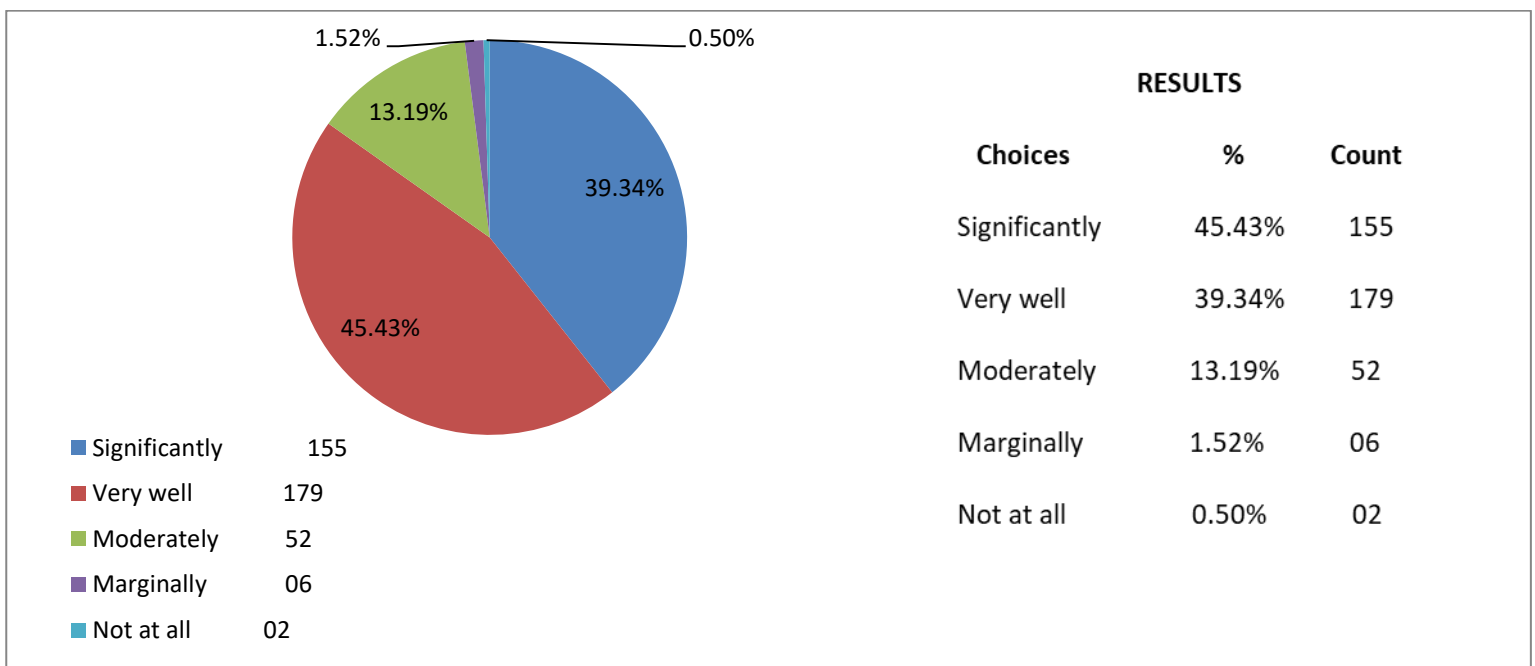
Q-12) The institute takes active interest in promoting internship, student exchange, field visit opportunities for students.



Interpretation:

The above results show that approximately 53.80% of students are of the opinion that the institute regularly takes active interest in promoting other activities and opportunities for them, while, approximately 30.45% of students are of the opinion that the institute often takes interest. About, 1.01% of the students are of the opinion that institute never takes interest.

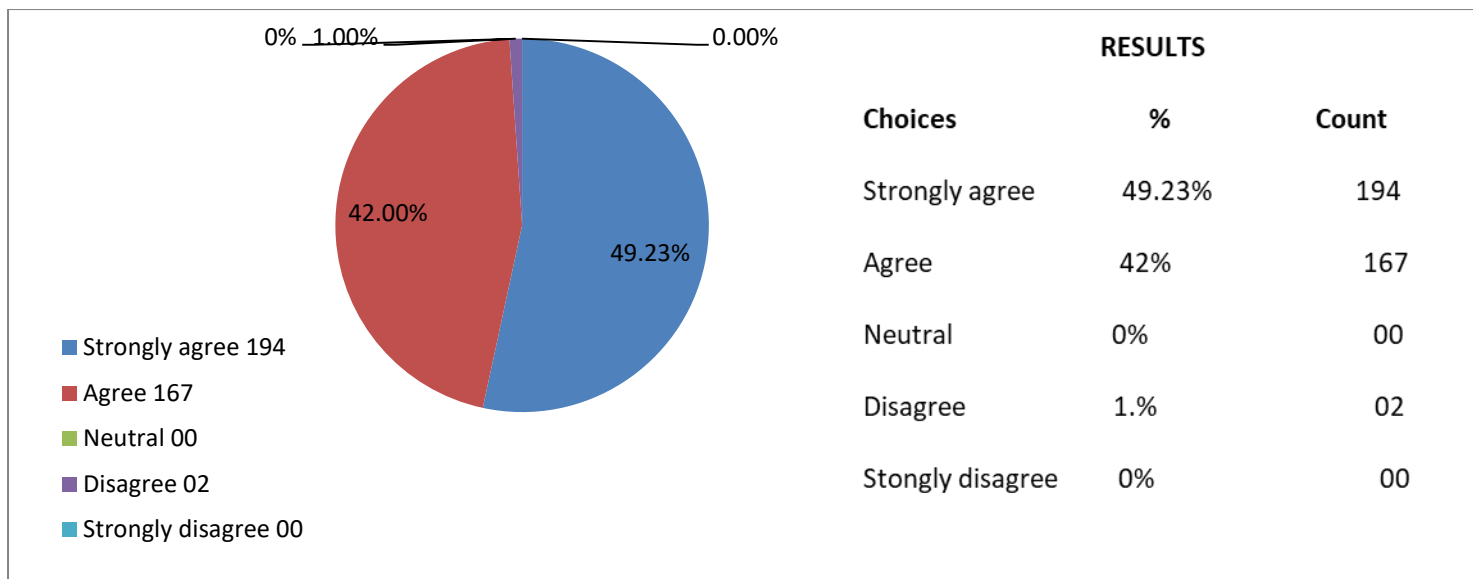
Q-13) The teaching and mentoring process in your institution facilitates you in cognitive, social and emotional growth.



Interpretation:

The above results show that approximately 45.43% of students are of the opinion that the teaching and mentoring process in the institute is significantly helpful, while, approximately 39.34% of students are of the opinion that the process is very well. About, 0.50% of the students are of the opinion that the teaching and mentoring process in the institute is not at all helpful.

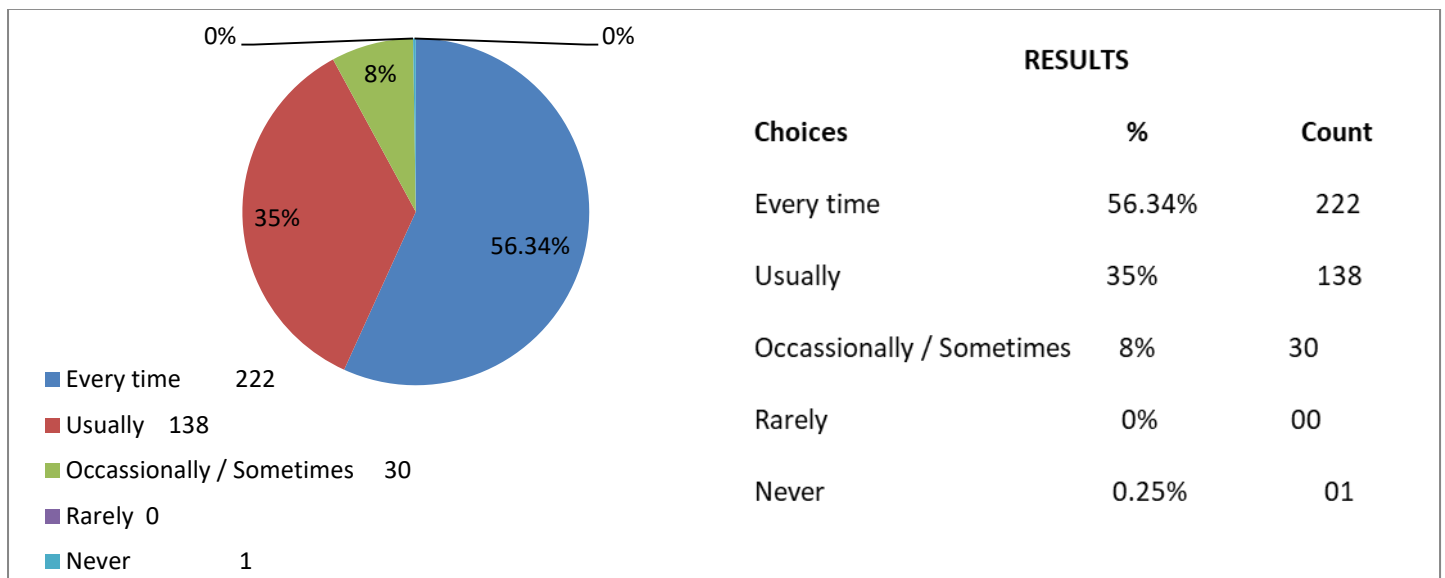
Q-14) The institution provides multiple opportunities to learn and grow.



Interpretation:

The above results show that approximately 49.23% of students strongly agree that the institute provides multiple opportunities to learn and grow, while, approximately 42% of students agree that the institute provides multiple opportunities to learn and grow. About 0% of students strongly disagree that the institute provides multiple opportunities to learn and grow.

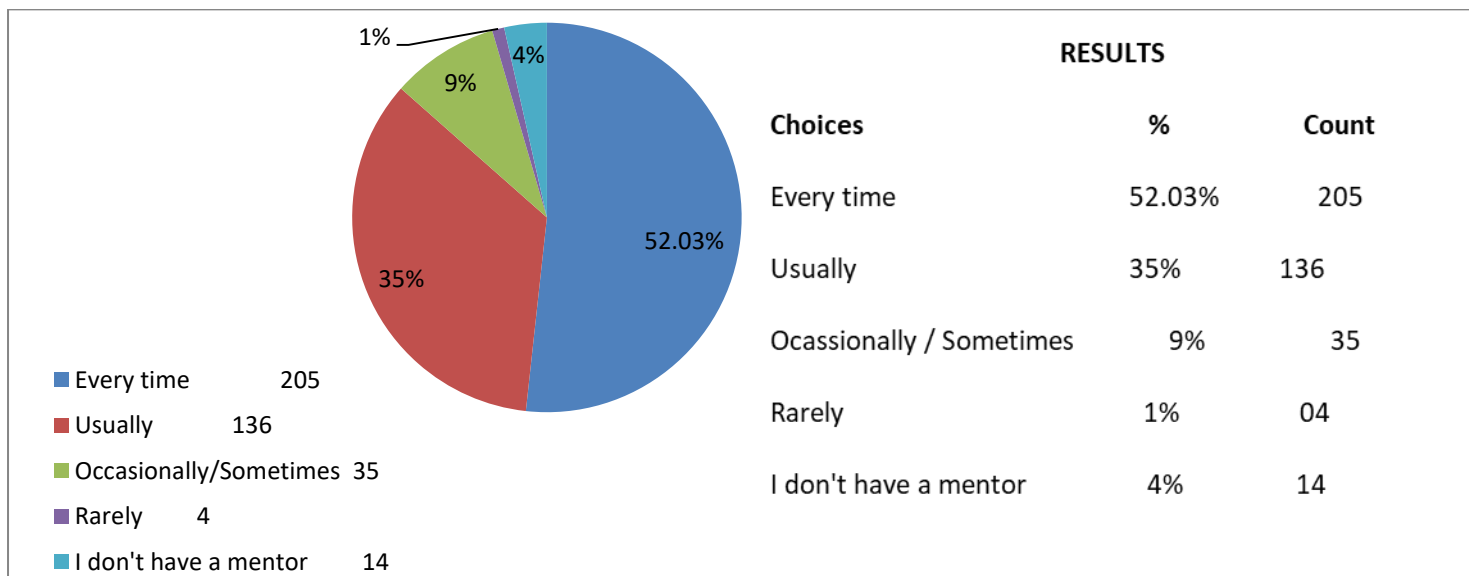
Q-15) Teachers inform you about your expected competencies, course outcomes and programme outcomes.



Interpretation:

The above results show that approximately 56.34% of students are of the opinion that the teachers every time inform them about their competencies, program and course outcomes, while, approximately 35% of students are of the opinion that the teachers usually inform them about their competencies, program and course outcomes. About, 0.25% of the students are of the opinion that the teachers never inform them about their competencies, program and course outcomes.

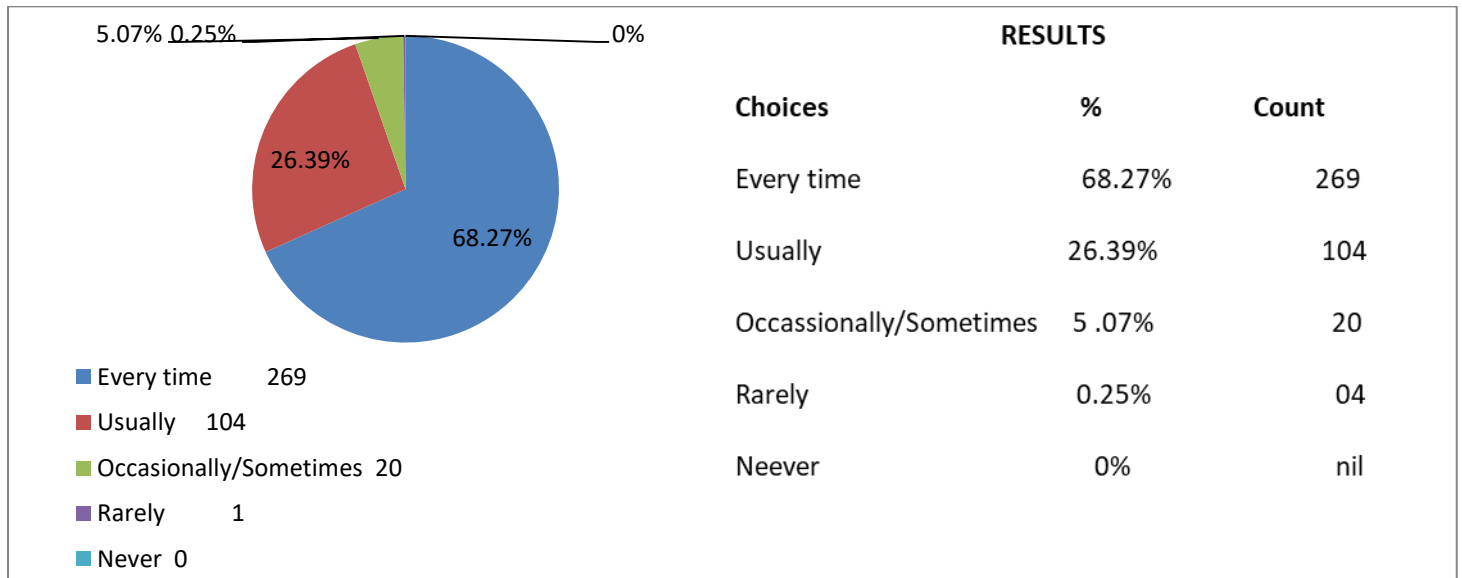
Q-16) Your mentor does a necessary follow-up with an assigned task to you



Interpretation:

The above results show that approximately 52.03% of students are of the opinion that their mentor every time does the necessary follow up for the assigned task, while, approximately 35% of students are of the opinion that their mentor usually does the necessary follow up, About, 4% of the students have no mentor.

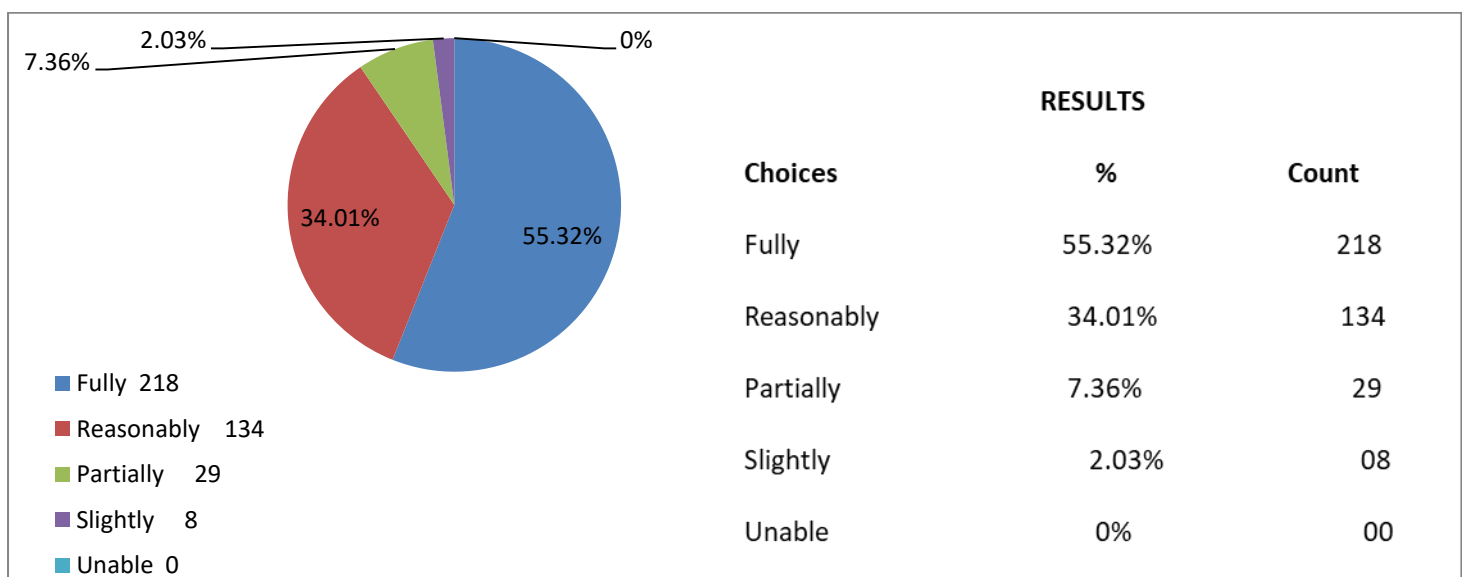
Q-17) The teachers illustrate the concepts through examples and applications.



Interpretation:

The above results show that approximately 68.27% of students are of the opinion that the teachers every time explain the concepts with examples and application, while, approximately 26.39% of students are of the opinion that the teachers usually explain the concepts with examples. About, 0% of the students are of the opinion that the teachers never explain the concepts with examples.

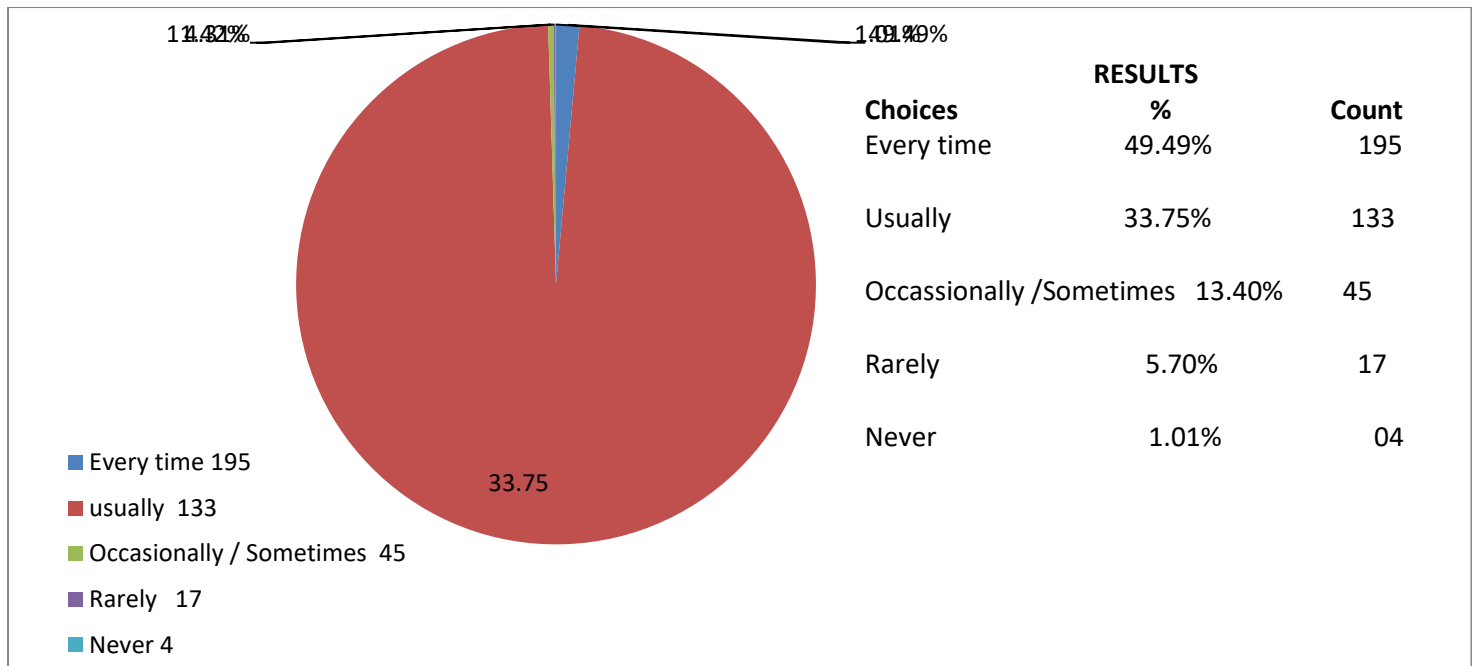
Q-18) The teachers identify your strengths and encourage you with providing right level of challenges.



Interpretation:

The above results show that approximately 55.32% of students are of the opinion that the teachers fully identify their strengths and encourage them, while, approximately 34.01% of students are of the opinion that the teachers reasonably identify their strengths and encourage them. About, 0% of the students are of the opinion that the teachers unable to identify their strengths and encourage them.

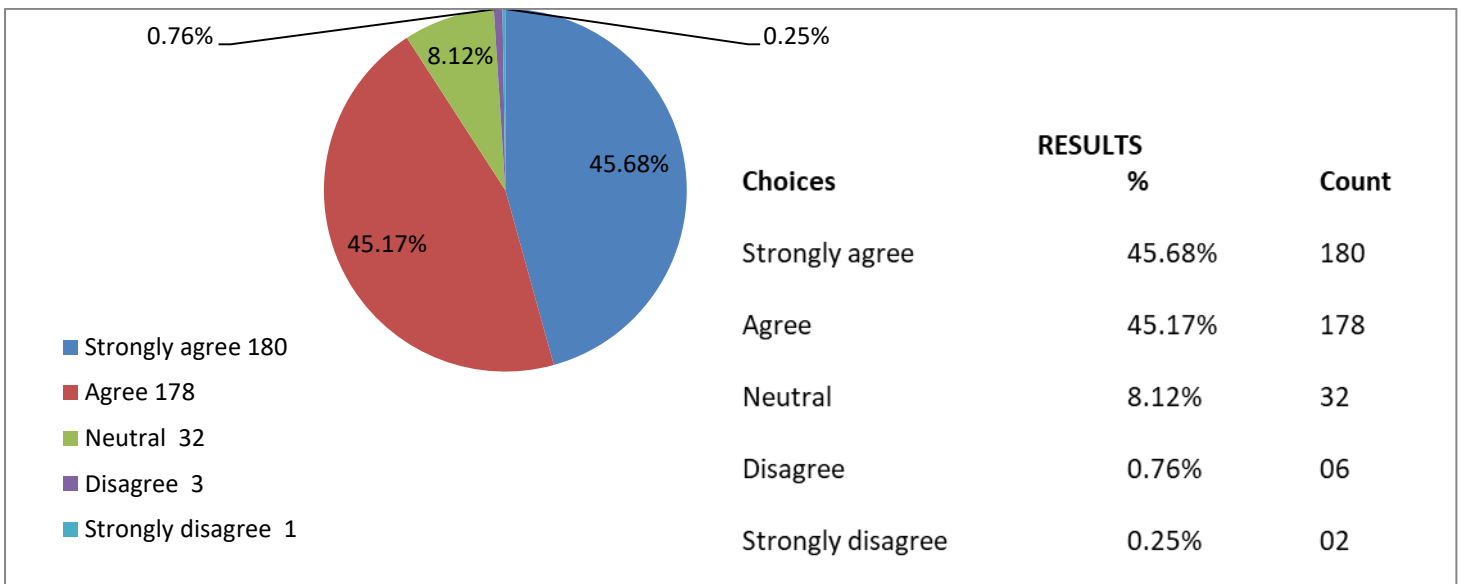
Q-19) Teachers are able to identify your weaknesses and help you to overcome them.



Interpretation:

The above results show that approximately 49.49% of students are of the opinion that the teachers every time able to identify their weakness and help to overcome them, while, approximately 33.75% of students are of the opinion that the teachers usually able to identify their weakness and help to overcome them. About, 1.01% of the students are of the opinion that the teachers never able to identify their weakness and help to overcome them.

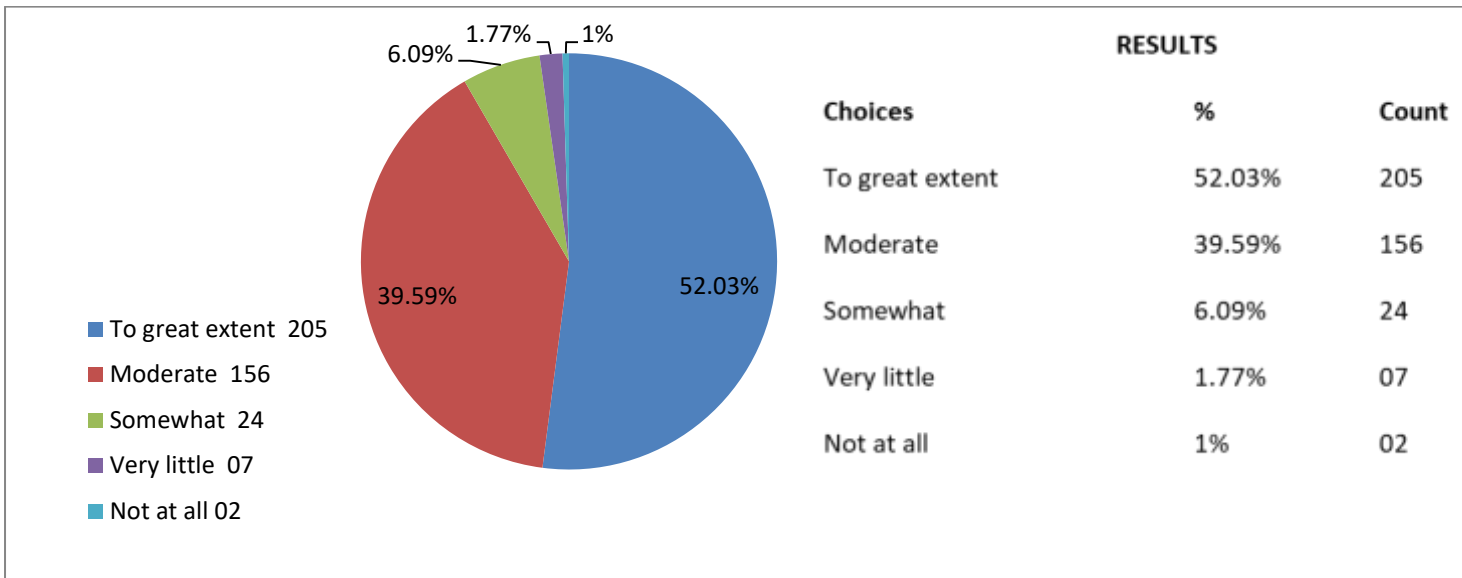
Q-20) The institution makes effort to engage students in the monitoring, review and continuous quality improvement of the teaching learning process.



Interpretation:

The above results show that approximately 45.68% of students strongly agree that the institute makes efforts to engage students in quality improvement of teaching – learning process, while, approximately 45.17% of students agree that the institute makes efforts to engage students in quality improvement. About, 0.25% of the students strongly disagree that the institute makes efforts to engage students in quality improvement.

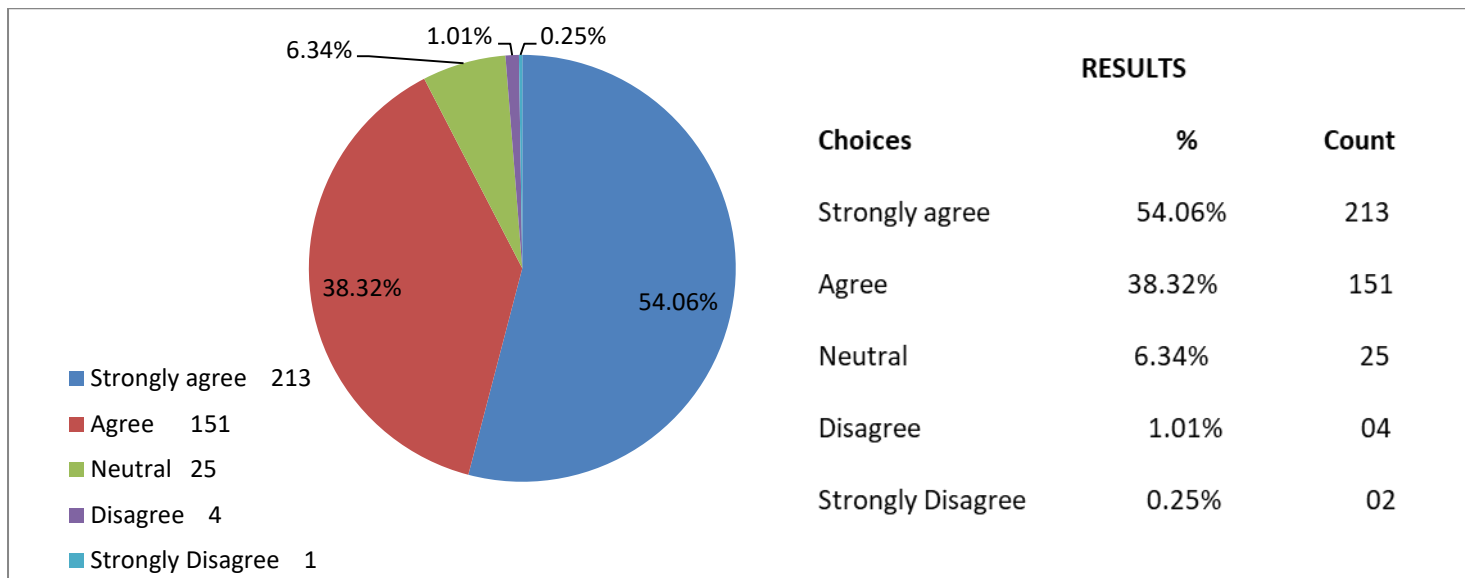
Q-21) The institute/ teachers use student centric methods, such as experiential learning, participative learning and problem solving methodologies for enhancing learning experiences.



Interpretation:

The above results show that approximately 52.03% of students are of the opinion that the institute or teachers use student-centric methods to a great extent, while, approximately 39.59% of students are of the opinion that the institute or teachers use student-centric methods to a moderate extent. About, 1% of the students are of the opinion that the institute or teachers do not use student-centric methods at all.

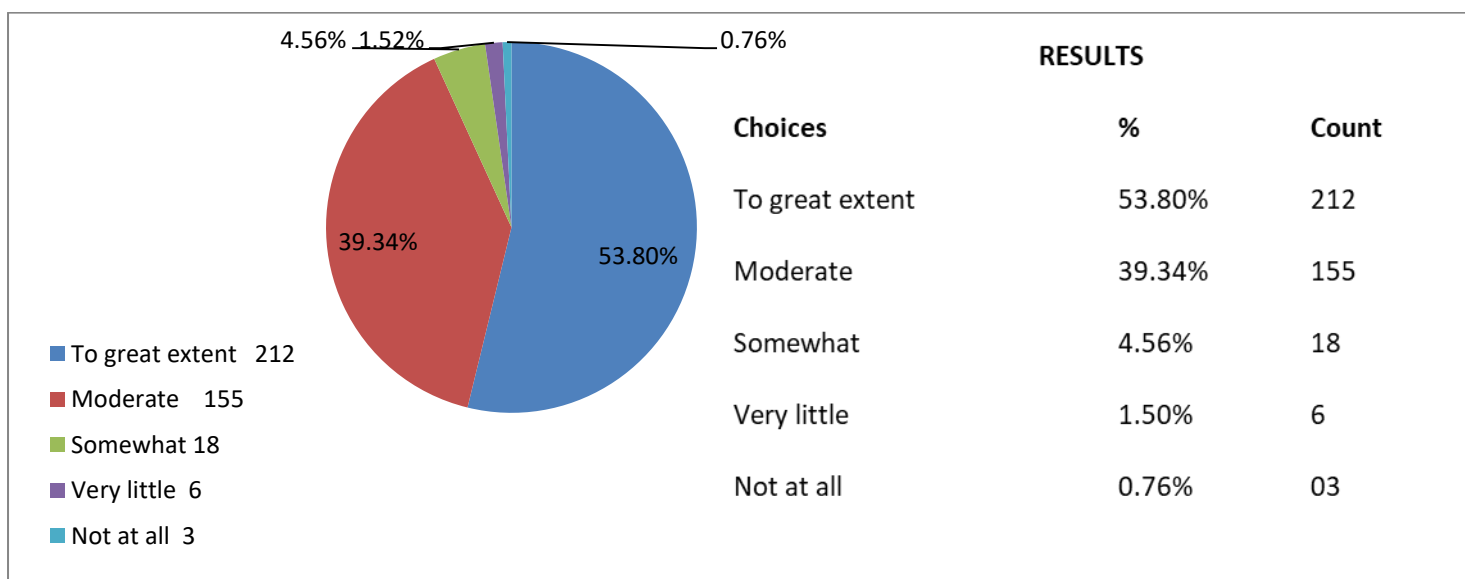
Q-22) Teachers encourage you to participate in extracurricular activities.



Interpretation:

The above results show that approximately 54.06% of students strongly agree that the teachers encourage to participate in extra-curricular activities, while, approximately 38.32% of students agree that the teachers encourage to participate in extra-curricular activities. About, 0.25% of the students strongly disagree that the teachers encourage to participate in extra-curricular activities.

Q-23) Efforts are made by the institute/ teachers to inculcate soft skills, life skills and employability skills to make you ready for the world of work.

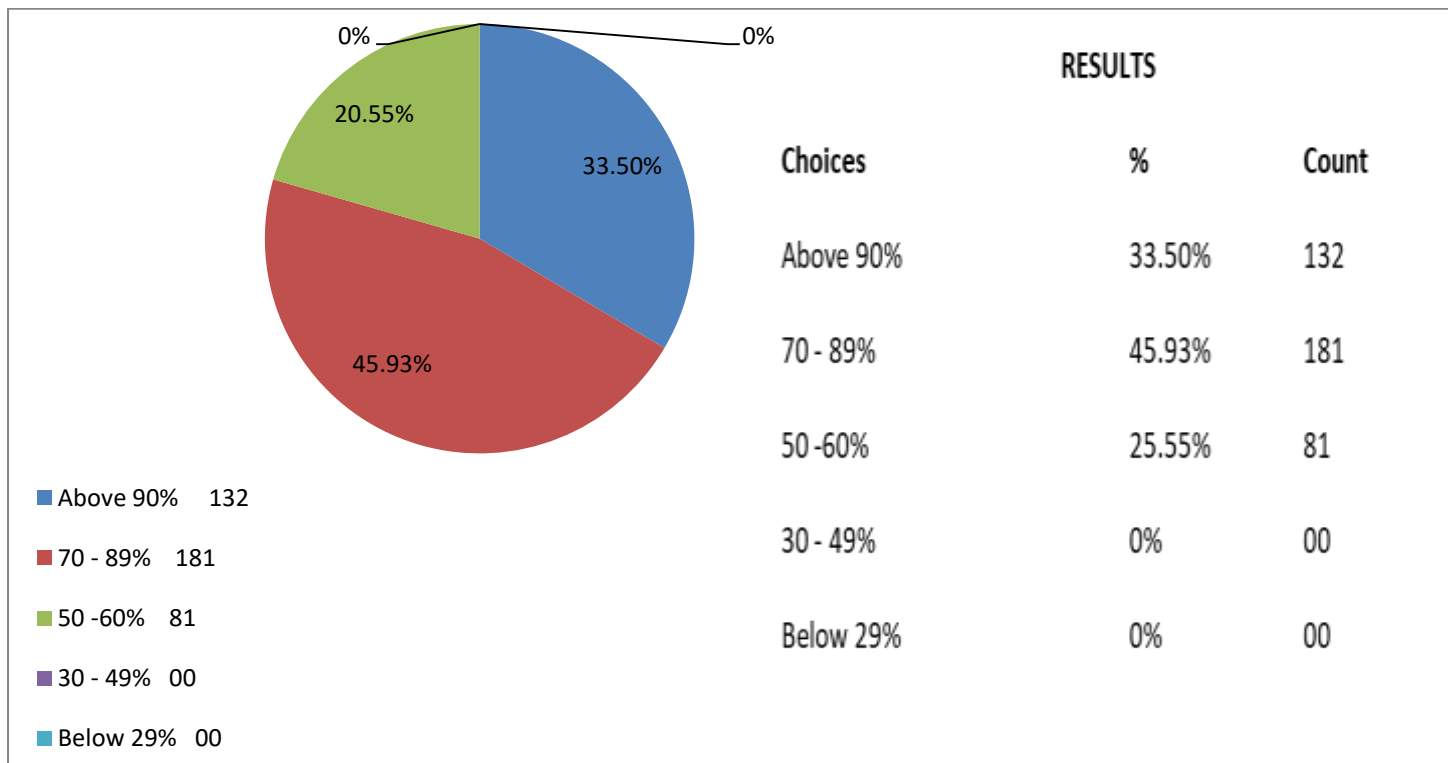


Interpretation:

The above results show that approximately 53.80% of students are of the opinion that the institute or teachers take efforts to inculcate soft skills and other life skills to a great extent, while, approximately 39.34% of students are of the opinion that the institute or teachers take efforts to inculcate soft skills and other life skills to a moderate extent. About, 0.76% of the

students are of the opinion that the institute or teachers do not take efforts to inculcate soft skills and other life skills at all.

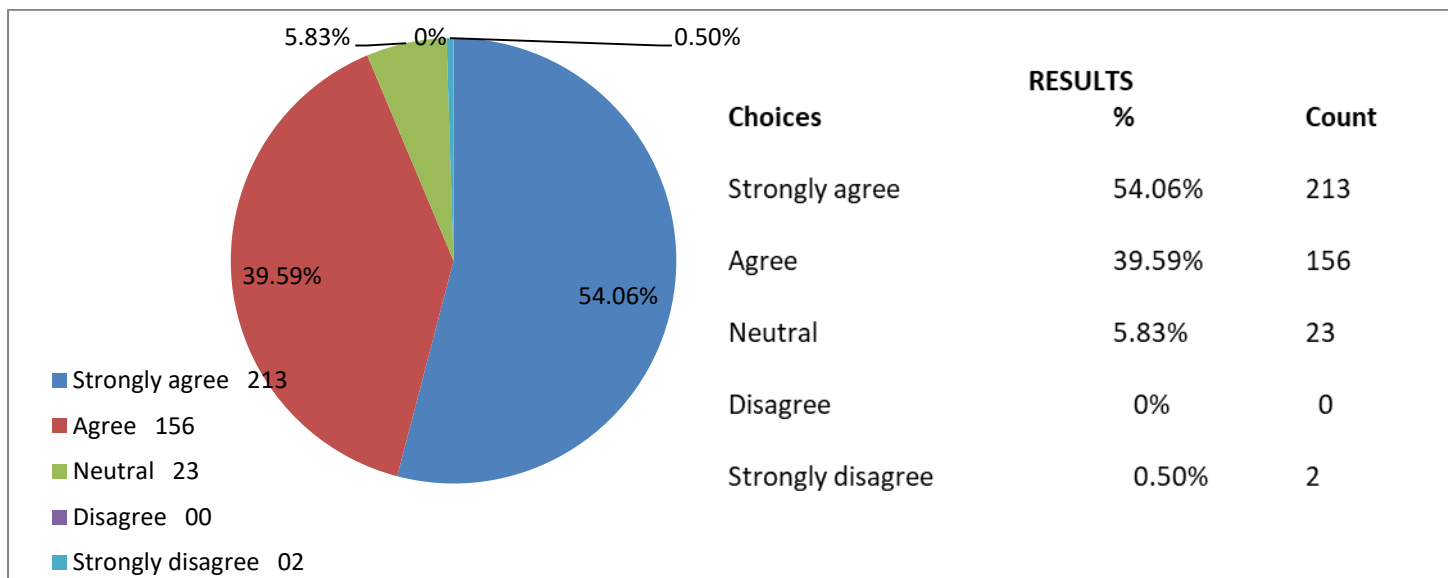
Q-24) What percentage of teachers use ICT tools such as LCD projector, Multimedia, etc. while teaching.



Interpretation:

The above results show that approximately 33.50% of students are of the opinion that more than 90% of teachers use ICT tools, while, approximately 45.93% of students are of the opinion that 70 to 89% of teachers use ICT tools. About, 0% of the students are of the opinion that below 29% of teachers use ICT tools.

Q-25) The overall quality of teaching-learning process in your institute is very good.



Interpretation:

The above results show that approximately 54.06% of students strongly agree that the overall quality of teaching – learning process is very good, while, approximately 39.59% of students agree that the overall quality of teaching – learning process is very good. About, 0.50% of the students strongly disagree that the overall quality of teaching – learning process is very good.

Q-26) Give three observation / suggestions to improve the overall teaching – learning experience in your institution.

Following are some of the relevant suggestions given by the students to improve the overall teaching – learning process:

- 1) Encourage self-learning after the lecture and incorporate interactive learning.
- 2) Should include more practical sessions like - Quizzes / Fun learning techniques, presentation etc.
- 3) Regular assessment, Presentations or viva should be taken after the completion of each chapters or units.
- 4) Teachers should always keep on telling students to take up competitive exams.
- 5) Encourage students to participate in events and help to solve their problems.
- 6) Office hours must be extended as the time of bank doesn't match it. Library can be taken for maximum 2 weeks as 1 week is short to understand part of the book.
- 7) Focus on entrepreneurship Employment and How to go for professional courses after graduation?
- 8) Overall teaching is excellent and teachers helps us and push further to grab new opportunities, I personally think teaching and learning process is great of our institution.
- 9) "More interactive
- 10) Teaching Relevant skills "
- 11) No need of improving they r already improved
- 12) The teachers should focus on building confidence in students.
- 13) It is a very good institution
- 14) All fine good teaching ...
- 15) -
- 16) One on one interaction with most number of the students so that people are attentive and participating. And I strongly feel daily college attendance should be there instead of studying online.
- 17) Nothing to improve
- 18) No changes needed
- 19) "Teacher's clear our doubts quickly
- 20) There is no discrimination between students
- 21) As a person I feel online offline process of teaching is not comfortable"